



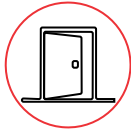
Fingerprint



Card




Password



Access Control



Metal



## Waterproof Access Control

### ULtraFace-T3FP

- Metallic case and touch keyboard.
- Capacitive fingerprint sensor with longer lifetime and better resistance for copied fingerprint.
- IP65 waterproof (optional IP67).
- Support RFID cards.
- Slim design - 140\*42\*18 mm, for door with slim frame.
- Each Rack will have two Card cum Biometric reader for authentication one for front and other for rear door.
- Rack Access control solution would provide Graphical, DC Racks View with Live Monitoring page for Door access/status live events and component status. And every single step and stages of door access would get logged.
- Proposed solution would support dual power supply to manage power fail over.
- The Rack Access Control system would support "Maintenance Period" operations and "No Access Locking days" operation of Datacentre as per the datacentre policy
- The management software would support LDAP integration
- All the rack physical locks if are provided would have non-identical keys.



(+91)-11-41916615  
+91-95999-53923



D-162, Okhla Industrial Area  
Phase I, New Delhi, 110020



sales@timewatchindia.com  
www.timewatchindia.com

## Waterproof Access Control

**Semi-conductor fingerprint scanner**

Anti-duplicate for fingerprint  
Biometric identification, fast control on door lock  
3000/5000 fingerprint, Card  
Direct Excel Report Export through USB Driver




Fingerprint Access Control Terminal  
Working Voltage/Current: DC12V/15A  
Temperature: 0°C - 45°C  
Internet card reader

QC PASSED



42mm  
140mm  
18mm



18mm 42mm  
140mm

Small Size  
Multi  
Functions



## Specification

### Basic

Working Mode	Online/ Offline
Algorithm	3.0
Verification Method	Finger, Card, PIN
Fingerprint Capacity	5,000
Card Capacity	5,000
PIN Capacity	5,000
Record Capacity	1,00,000
Verification Speed	≤1.08
Verification Mode	1: Ny 1:1
FRR	<0.01%
FAR	<0.0001%

### Communication

Display	2.0-inch TFT Colour Display with Capacitive Touch
Input	Touch keyboard, T9 input
Language	English, Arabic and So on
Voice	English, Arabic and So on
Communication	TCP/IP (LAN), USB disk, WG26/34, RS-485, RS-232

### Professional Access Control Function

Time zone	8 day time zone, 8 week time zone, 5 lock combination and support multiple people verification
Ani-Tamper	Yes
Door Bell	Yes
Door Sensor	Yes
Exit Button	Yes
Lock Signal	1 set relay output
Wiegand Signal	Wiegand
Alarm Signal	2 set signal (anti-tamper/threaten/ door open/force)
Anti pass back	Indoor/Outdoor



## Specification

### Professional Access Control Function

Interlock A/B Doors

Fire Alarm Yes

### Other's

Dimension 140\*42\*\*18mm

Power Supply DC 12V



**Head Office :** D-162, Okhla Industrial Area Phase I,  
New Delhi, 110020.

**Regional Office :** Mumbai, Bengaluru, Ahmedabad,  
Chennai, Kolkata.

**International Office :** Dubai

**Disclaimer :** All pictures shown are for illustration purposes only. The actual product and color may vary due to product enhancement. The brief specification is mentioned and may change without prior notice. Please consult us before placing any order.

**Phone :** +91-95999-53923

**Sales :** sales@timewatchindia.com

**Support :** helpdesk@timewatchindia.com

# iDMS

## USER MANUAL

Integrated Device Management System  
(iDMS)  
(Web Based Application)



(+91)-11-41916615  
+91 9609749609



2nd Floor, B-168/169, DDA Shed, Pocket  
B, Okhla Phase I, New Delhi, Delhi 110020



[sales@timewatchindia.com](mailto:sales@timewatchindia.com)  
[www.TimeWatchindia.com](http://www.TimeWatchindia.com)

July 2021  
Version 2.0.1 (Beta)

## Disclaimer

No part of this publication may be reproduced, transmitted, transcribed, stored in a retrieval system, or translated into any language in any form or by any means, electronic, mechanical, magnetic, optical, manual, or otherwise, without the prior written consent of the copyright holders.

All rights reserved. No part of this publication may be reproduced, distributed, or transmitted in any form or by any means, including photocopying, recording, or other electronic or mechanical methods, without the prior written permission of the publisher. For permission requests, write to the publisher, addressed "Attention: Permissions Coordinator," at the address below.

## User's Notice

The contents of this publication are subject to change. The company reserves the right to alter the contents of this publication at any time and without notice. The contents of this publication may contain inaccuracies or typographical errors and are supplied for informational use only.

Note: Some of the screenshots may bear old Version / Release numbers as only the relevant screens are changed in the current document.



(+91)-11-41916615  
+91 9609749609



2nd Floor, B-168/169, DDA Shed, Pocket  
B, Okhla Phase I, New Delhi, Delhi 110020



sales@timewatchindia.com  
www.TimeWatchindia.com

## Document Revisions

Date	Version Number	Document Changes
14-07-2021	14-07-2021	Initial draft

## Technology Used

Name	Title
Front End	ASP. Net
Back End	MS SQL Server
Script	Java Script
External Tool	Dev Express

## Prerequisite

Name	Title
OS Version	Windows 10 Or Above (64Bit)
Processor	Core i3 Or Above
RAM	8GB
HDD	500GB
SQL Server	MS SQL Server 2012 Or Above
Framework	4.0 Or Above
IIS	With Full Configuration & Feature

**\*This is Min System requirement to install iAS Web Application**



## Introduction

IAS is a 'Time Attendance & Leave' management software solution for all types of organizations larger or smaller. It delivers the functionality and flexibility to support the demanding and complex time management requirements of your organization. Going far beyond traditional time and attendance systems, the IAS software can significantly improve the efficiency of your business, eliminating unneeded effort and simplifying the daily time management activities for all of the members of your workforce. Our time and attendance solution is designed specifically to support the complex requirements of enterprise-class.

The iAS "Time & Attendance" software is designed for every need of any modern Time Office. With several reports beautifully designed and accurately generated it fulfills the needs of all the departments of any industry or business establishment. All the repetitive, manual, time-consuming work is made simpler and the reports are generated in time. This includes even some of the statutory reports required by the Government.

A huge number of reports is generated through our System, which has been highly appreciated not only by the Time Office but also by the Personnel Department, Accounts Department, EDP Department, and the General Management of every organization.

IAS "Time Office" software can work even in an environment where the employees can record the attendance (by dropping the card to register 'IN' and 'OUT' timings) from any of several systems that could be working at a location and the attendance recording will be done automatically in the correct way.

This software is designed not only to cater to the needs of all kinds of possible users e.g., factories, offices, etc. To cater to the needs of the factories where an employee needs to sit beyond the normal limits of 12 the software takes two days of data together for proper computation of attendance. In the Offices the sales service, account, personnel, administration on personnel needs to go out for sales calls, service calls, bank work, Labor Courts, etc. The software provides the facility of calculating the outwork of such employees and also calculates the outwork as the employee's working hours.

### **Advantages of having this type of system are:**

- It is convenient for the employees, to utilize any of the machines installed on the premises, which is freer. As they can record 'IN' and 'OUT' from any of the Zicom systems which are there, it has an automatic reducing effect on the length of the queue.
- However because of any reason if dedicated machines are required for 'IN' and 'OUT', the same can also be done without any problem. Zicom has this provision.



## Duplicate checking of entries

Many times an employee (mainly workers) drops/punch his card more than once in quick succession just to ensure and reassure himself that his attendance is marked. However, the second punch is normally treated as an 'OUT' punch.

To circumvent such a situation and ignore all the repeated punches received within a specific time. Say,

5 minutes or 10 minutes etc., a provision exists so that the repeat punches of the same employee received within this period will not be treated as 'OUT' punch.

## Night Shift Operation

iAS software works even for night shift operations i.e., a person entering during the night hours of one day can leave the next day morning or afternoon.

## Getting Started:

Open URL for iLMS application it will show you License window and then ask for the valid user name and password that is shown below.

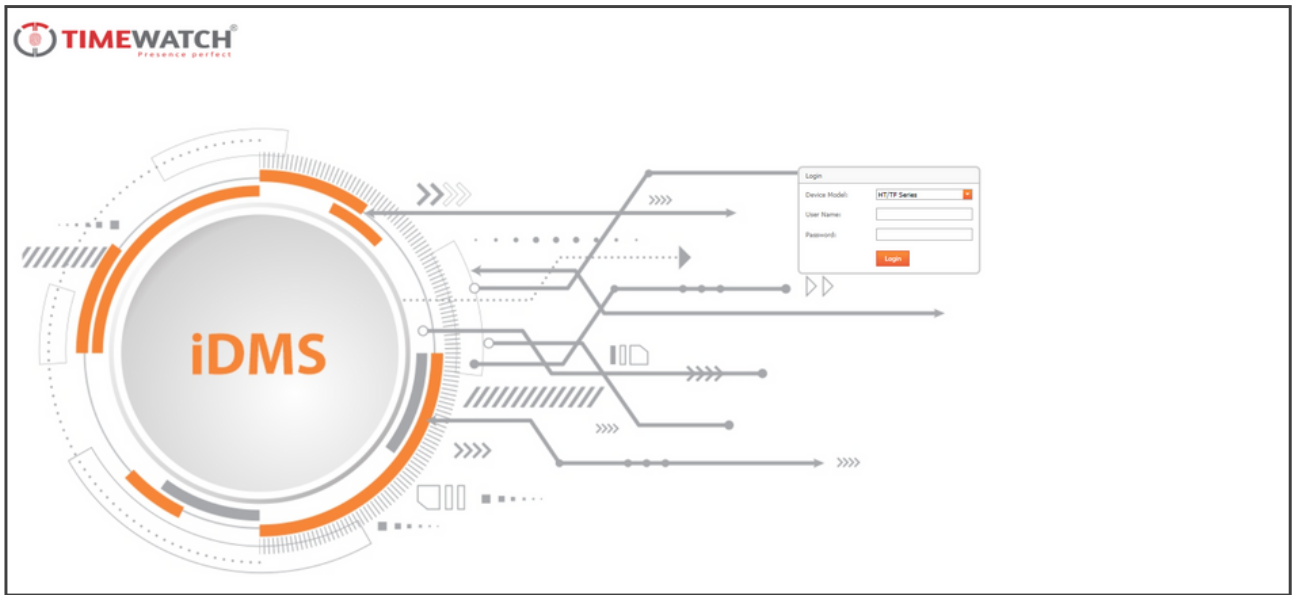
Enter a user name and password that is valid for the Application then click the ok button when this is valid the main screen display is shown below.

On the home screen, a dashboard will be appearing. Following links will be displayed on the dashboard

- Total Employee
- Total Present
- Total Absent
- Total Late
- Total Week Off
- Employee Attendance Details
- Leave Management

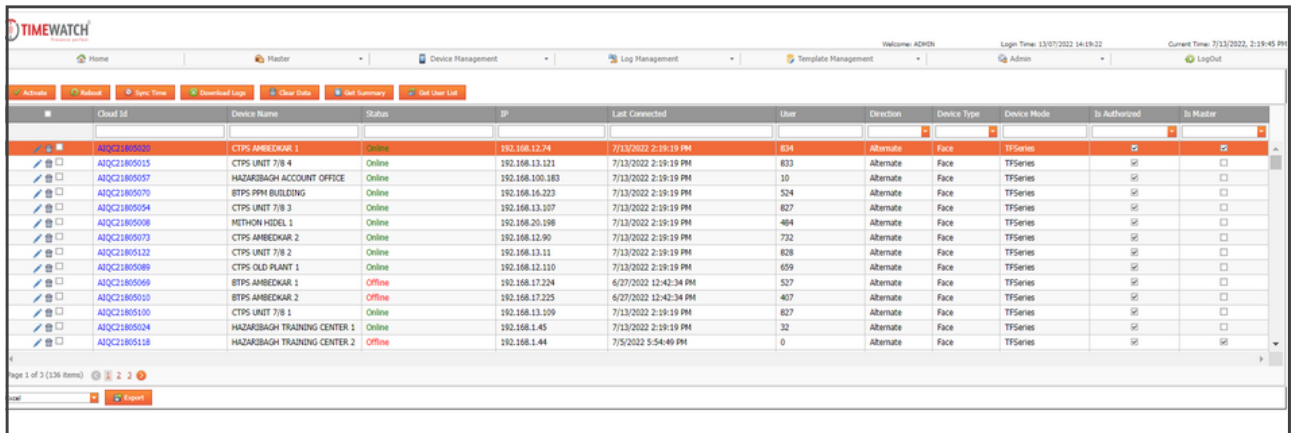


# Home Page



This is the Login page of iDMS software, Here we required a user id & password to login software.

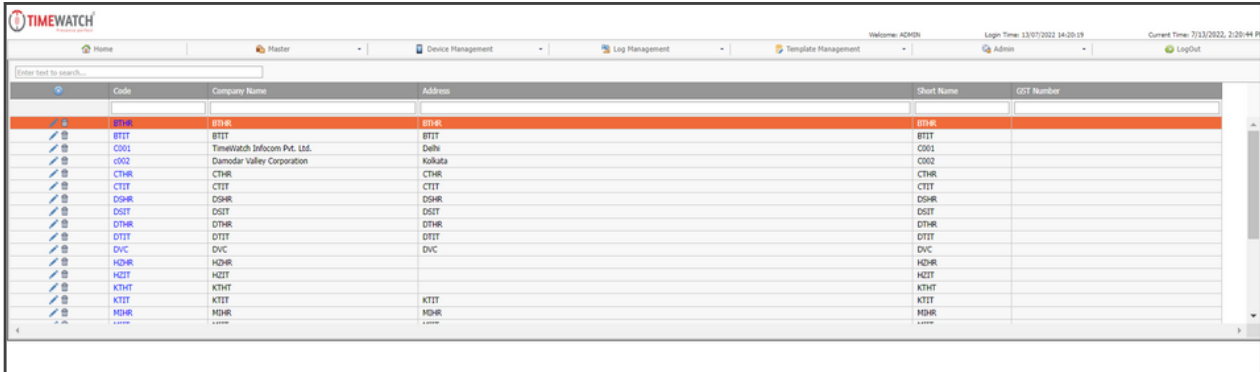
# Login page



Cloud ID	Device Name	Status	IP	Last Connected	User	Direction	Device Type	Device Mode	Is Authorized	Is Master
AJQC1805000	CTPS AMBEDEKAR 1	Online	192.168.12.74	7/13/2022 2:19:19 PM	834	Alternate	Face	TFSeries	<input checked="" type="checkbox"/>	<input checked="" type="checkbox"/>
AJQC1805015	CTPS UNIT 7/8 4	Online	192.168.13.121	7/13/2022 2:19:19 PM	833	Alternate	Face	TFSeries	<input checked="" type="checkbox"/>	<input type="checkbox"/>
AJQC1805057	HAZARIBAGH ACCOUNT OFFICE	Online	192.168.100.183	7/13/2022 2:19:19 PM	10	Alternate	Face	TFSeries	<input checked="" type="checkbox"/>	<input type="checkbox"/>
AJQC1805070	BTFS PPH BUILDING	Online	192.168.16.223	7/13/2022 2:19:19 PM	524	Alternate	Face	TFSeries	<input checked="" type="checkbox"/>	<input type="checkbox"/>
AJQC1805054	CTPS UNIT 7/8 3	Online	192.168.13.107	7/13/2022 2:19:19 PM	827	Alternate	Face	TFSeries	<input checked="" type="checkbox"/>	<input type="checkbox"/>
AJQC1805008	METHOH HIDEEL 1	Online	192.168.20.198	7/13/2022 2:19:19 PM	484	Alternate	Face	TFSeries	<input checked="" type="checkbox"/>	<input type="checkbox"/>
AJQC1805073	CTPS AMBEDEKAR 2	Online	192.168.12.90	7/13/2022 2:19:19 PM	732	Alternate	Face	TFSeries	<input checked="" type="checkbox"/>	<input type="checkbox"/>
AJQC1805122	CTPS UNIT 7/8 2	Online	192.168.13.11	7/13/2022 2:19:19 PM	828	Alternate	Face	TFSeries	<input checked="" type="checkbox"/>	<input type="checkbox"/>
AJQC1805089	CTPS OLD PLANT 1	Online	192.168.12.110	7/13/2022 2:19:19 PM	659	Alternate	Face	TFSeries	<input checked="" type="checkbox"/>	<input type="checkbox"/>
AJQC1805069	BTFS AMBEDEKAR 1	Offline	192.168.17.224	6/27/2022 12:42:34 PM	527	Alternate	Face	TFSeries	<input checked="" type="checkbox"/>	<input type="checkbox"/>
AJQC1805010	BTFS AMBEDEKAR 2	Offline	192.168.17.225	6/27/2022 12:42:34 PM	407	Alternate	Face	TFSeries	<input checked="" type="checkbox"/>	<input type="checkbox"/>
AJQC1805100	CTPS UNIT 7/8 1	Online	192.168.13.109	7/13/2022 2:19:19 PM	827	Alternate	Face	TFSeries	<input checked="" type="checkbox"/>	<input type="checkbox"/>
AJQC1805024	HAZARIBAGH TRAINING CENTER 1	Online	192.168.1.45	7/13/2022 2:19:19 PM	32	Alternate	Face	TFSeries	<input checked="" type="checkbox"/>	<input type="checkbox"/>
AJQC1805118	HAZARIBAGH TRAINING CENTER 2	Offline	192.168.1.44	7/5/2022 5:54:49 PM	0	Alternate	Face	TFSeries	<input checked="" type="checkbox"/>	<input checked="" type="checkbox"/>

This is the Home page of the software, Here Device List(Device s.no, Device Name, Device Status, IP,& Device details) will show.

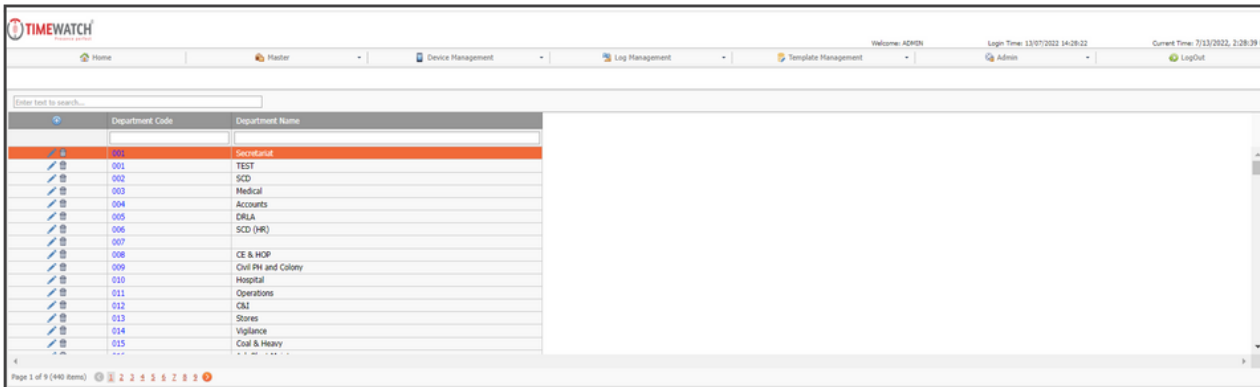
## Master- Company Master



Code	Company Name	Address	Short Name	GST Number
BTNR	BTNR	BTNR	BTNR	
BTIT	BTIT	BTIT	BTIT	
CO01	TimeWatch Infocom Pvt. Ltd.	DNR	CO01	
CO02	Dumodar Valley Corporation	Kolkata	CO02	
CTNR	CTNR	CTNR	CTNR	
CTIT	CTIT	CTIT	CTIT	
DGHR	DGHR	DGHR	DGHR	
DSIT	DSIT	DSIT	DSIT	
DTNR	DTNR	DTNR	DTNR	
DTIT	DTIT	DTIT	DTIT	
DVC	DVC	DVC	DVC	
HDNR	HDNR	HDNR	HDNR	
HDIT	HDIT	HDIT	HDIT	
KTNF	KTNF	KTNF	KTNF	
KTIT	KTIT	KTIT	KTIT	
MDNR	MDNR	MDNR	MDNR	

It is possible to have different companies on the same premises for the sake of administration or any other reasons, each company has a unique company code. This code is required to enter against each employee in the Master (Employee)

## Department Master

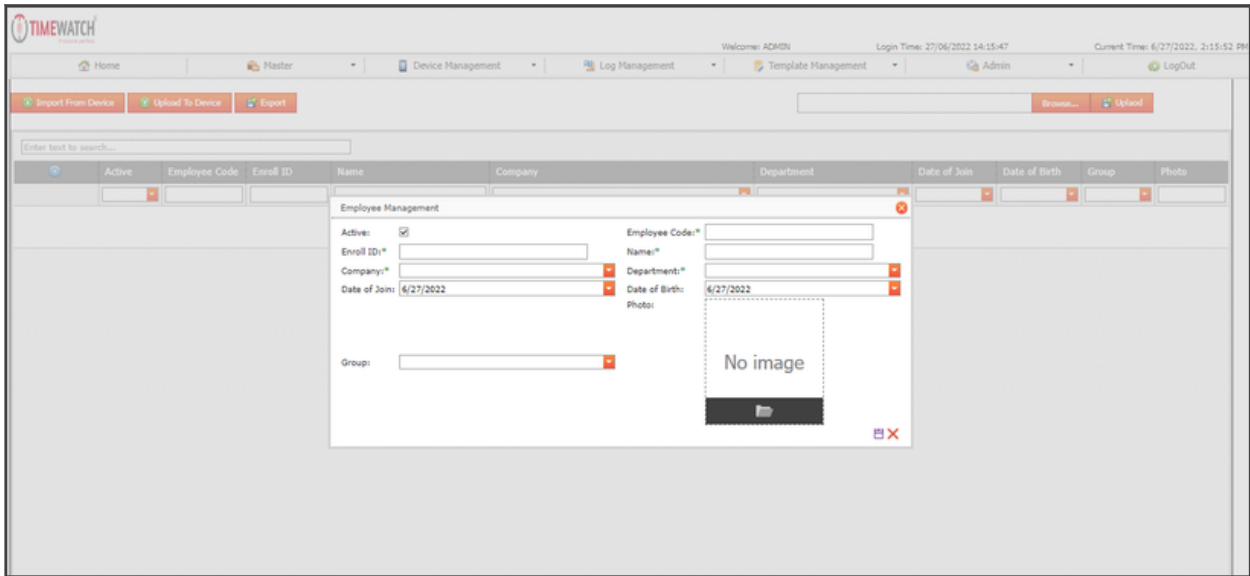


Department Code	Department Name
000	Standard
001	TEST
002	SCD
003	Medical
004	Accounts
005	DRJA
006	SCD (HR)
007	
008	CE & HOP
009	Civil PH and Colony
010	Hospital
011	Operations
012	CAI
013	Stores
014	Vigilance
015	Coal & Heavy

Each location has a unique location code. This code is required to enter against each employee in the Master (Employee)

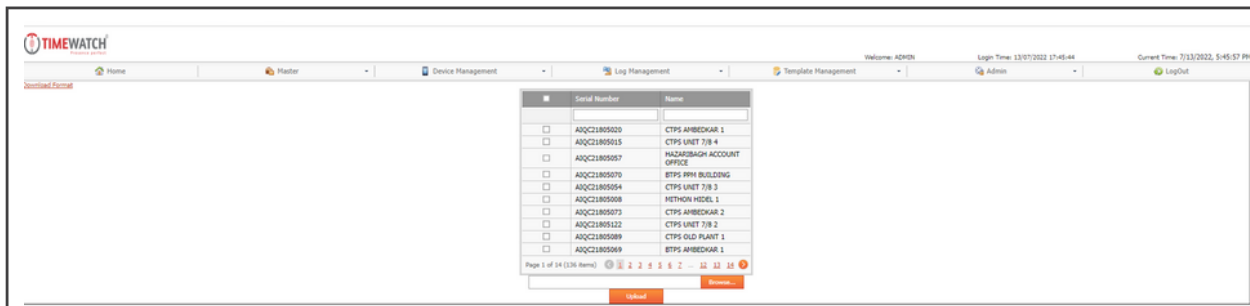


## Employee Master



Here we can add Employee data.

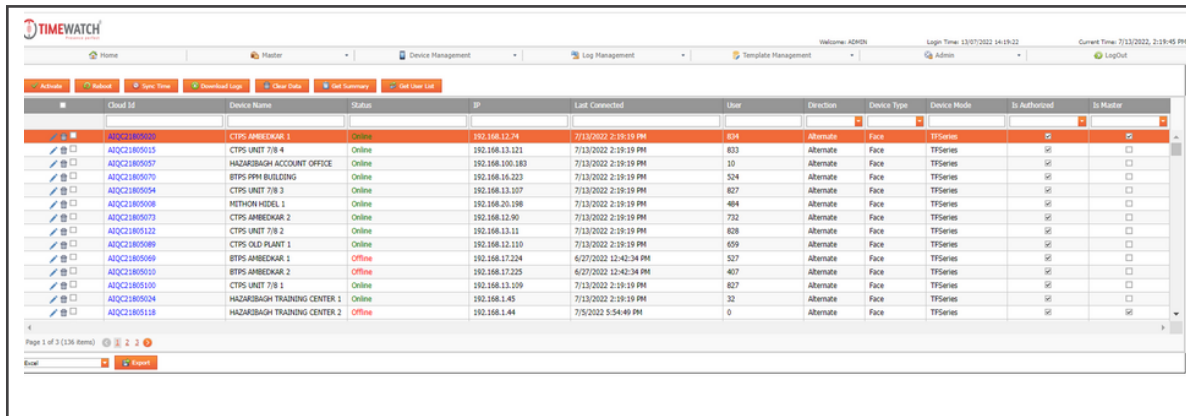
## Export Utility



Here we can Export data of the Employees.



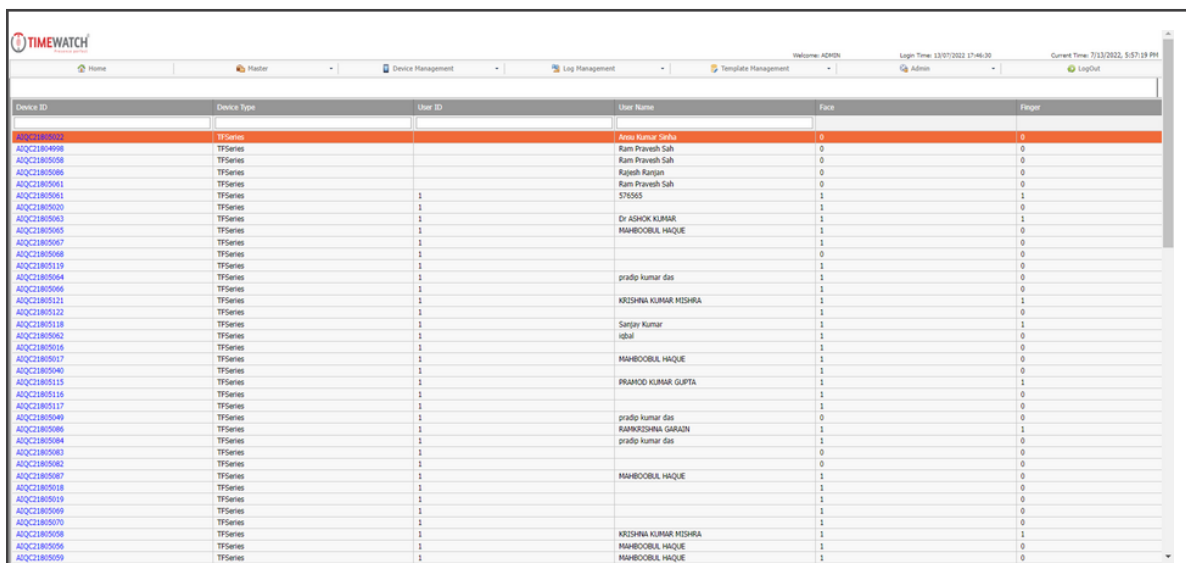
## Device List



Device ID	Device Name	Status	IP	Last Connected	User	Direction	Device Type	Device Mode	Is Authorized	Is Master
AQZC1805003	CTPS AMBEDKAR 1	Online	192.168.12.24	7/13/2022 2:19:19 PM	834	Alternate	Face	TFSeries	<input checked="" type="checkbox"/>	<input checked="" type="checkbox"/>
AQZC1805015	CTPS UNIT 7/8 4	Online	192.168.13.121	7/13/2022 2:19:19 PM	833	Alternate	Face	TFSeries	<input checked="" type="checkbox"/>	<input type="checkbox"/>
AQZC1805057	HAZARIBAGH ACCOUNT OFFICE	Online	192.168.100.183	7/13/2022 2:19:19 PM	10	Alternate	Face	TFSeries	<input checked="" type="checkbox"/>	<input type="checkbox"/>
AQZC1805070	BTPS PPH BUILDING	Online	192.168.16.223	7/13/2022 2:19:19 PM	524	Alternate	Face	TFSeries	<input checked="" type="checkbox"/>	<input type="checkbox"/>
AQZC1805094	CTPS UNIT 7/8 3	Online	192.168.13.107	7/13/2022 2:19:19 PM	827	Alternate	Face	TFSeries	<input checked="" type="checkbox"/>	<input type="checkbox"/>
AQZC1805098	METHON MODEL 1	Online	192.168.20.198	7/13/2022 2:19:19 PM	484	Alternate	Face	TFSeries	<input checked="" type="checkbox"/>	<input type="checkbox"/>
AQZC1805073	CTPS AMBEDKAR 2	Online	192.168.12.90	7/13/2022 2:19:19 PM	722	Alternate	Face	TFSeries	<input checked="" type="checkbox"/>	<input type="checkbox"/>
AQZC1805122	CTPS UNIT 7/8 2	Online	192.168.13.11	7/13/2022 2:19:19 PM	828	Alternate	Face	TFSeries	<input checked="" type="checkbox"/>	<input type="checkbox"/>
AQZC1805089	CTPS OLD PLANT 1	Online	192.168.12.110	7/13/2022 2:19:19 PM	659	Alternate	Face	TFSeries	<input checked="" type="checkbox"/>	<input type="checkbox"/>
AQZC1805069	BTPS AMBEDKAR 1	Offline	192.168.17.224	6/27/2022 12:42:34 PM	527	Alternate	Face	TFSeries	<input checked="" type="checkbox"/>	<input type="checkbox"/>
AQZC1805010	BTPS AMBEDKAR 2	Offline	192.168.17.225	6/27/2022 12:42:34 PM	407	Alternate	Face	TFSeries	<input checked="" type="checkbox"/>	<input type="checkbox"/>
AQZC1805100	CTPS UNIT 7/8 1	Online	192.168.13.109	7/13/2022 2:19:19 PM	827	Alternate	Face	TFSeries	<input checked="" type="checkbox"/>	<input type="checkbox"/>
AQZC1805024	HAZARIBAGH TRAINING CENTER 1	Online	192.168.1.43	7/13/2022 2:19:19 PM	32	Alternate	Face	TFSeries	<input checked="" type="checkbox"/>	<input type="checkbox"/>
AQZC1805118	HAZARIBAGH TRAINING CENTER 2	Offline	192.168.1.44	7/5/2022 5:54:49 PM	0	Alternate	Face	TFSeries	<input checked="" type="checkbox"/>	<input checked="" type="checkbox"/>

Here Device List (Device s.no, Device Name, Device Status, IP,& Device details) will show.

## Device User List

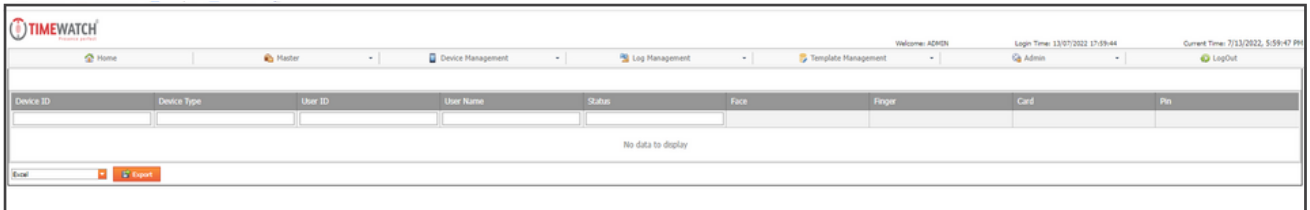


Device ID	Device Type	User ID	User Name	Face	Finger
AQZC1805003	TFSeries		Anus Kumar Dinda	0	0
AQZC1804998	TFSeries		Ram Pravech Sah	0	0
AQZC1805058	TFSeries		Ram Pravech Sah	0	0
AQZC1805086	TFSeries		Rajesh Ranjan	0	0
AQZC1805061	TFSeries		Ram Pravech Sah	0	0
AQZC1805061	TFSeries	1	57555	1	1
AQZC1805030	TFSeries	1		1	0
AQZC1805063	TFSeries	1	DR ASHOK KUMAR	1	1
AQZC1805065	TFSeries	1	MAHBOOBUL HAQUE	1	0
AQZC1805067	TFSeries	1		1	0
AQZC1805068	TFSeries	1		0	0
AQZC1805119	TFSeries	1		1	0
AQZC1805064	TFSeries	1	pradip kumar das	1	0
AQZC1805066	TFSeries	1		1	0
AQZC1805121	TFSeries	1	KRISHNA KUMAR MISHRA	1	1
AQZC1805122	TFSeries	1		1	0
AQZC1805118	TFSeries	1	Sanjay Kumar	1	1
AQZC1805062	TFSeries	1	iqbal	1	0
AQZC1805016	TFSeries	1		1	0
AQZC1805017	TFSeries	1	MAHBOOBUL HAQUE	1	0
AQZC1805040	TFSeries	1		1	0
AQZC1805115	TFSeries	1	PRANOD KUMAR GUPTA	1	1
AQZC1805116	TFSeries	1		1	0
AQZC1805117	TFSeries	1		1	0
AQZC1805049	TFSeries	1	pradip kumar das	0	0
AQZC1805086	TFSeries	1	RAMKESHVARA GARAIN	1	1
AQZC1805084	TFSeries	1	pradip kumar das	1	0
AQZC1805083	TFSeries	1		0	0
AQZC1805082	TFSeries	1		0	0
AQZC1805087	TFSeries	1	MAHBOOBUL HAQUE	1	0
AQZC1805018	TFSeries	1		1	0
AQZC1805019	TFSeries	1		1	0
AQZC1805069	TFSeries	1		1	0
AQZC1805070	TFSeries	1		1	0
AQZC1805098	TFSeries	1	KRISHNA KUMAR MISHRA	1	1
AQZC1805096	TFSeries	1	MAHBOOBUL HAQUE	1	0
AQZC1805099	TFSeries	1	MAHBOOBUL HAQUE	1	0

Here we can check the Employee list as per device with name & Employee code.

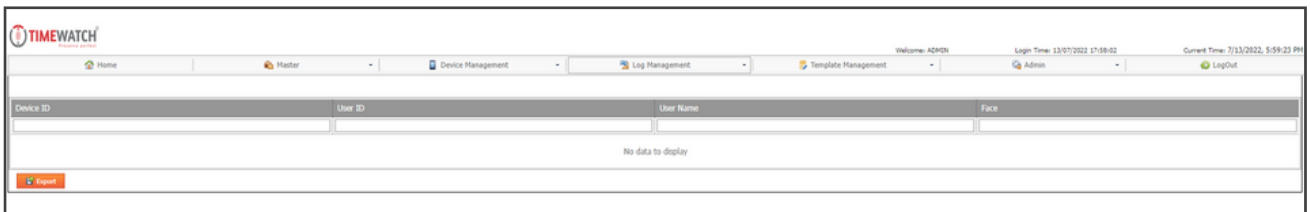


## Device User Photo



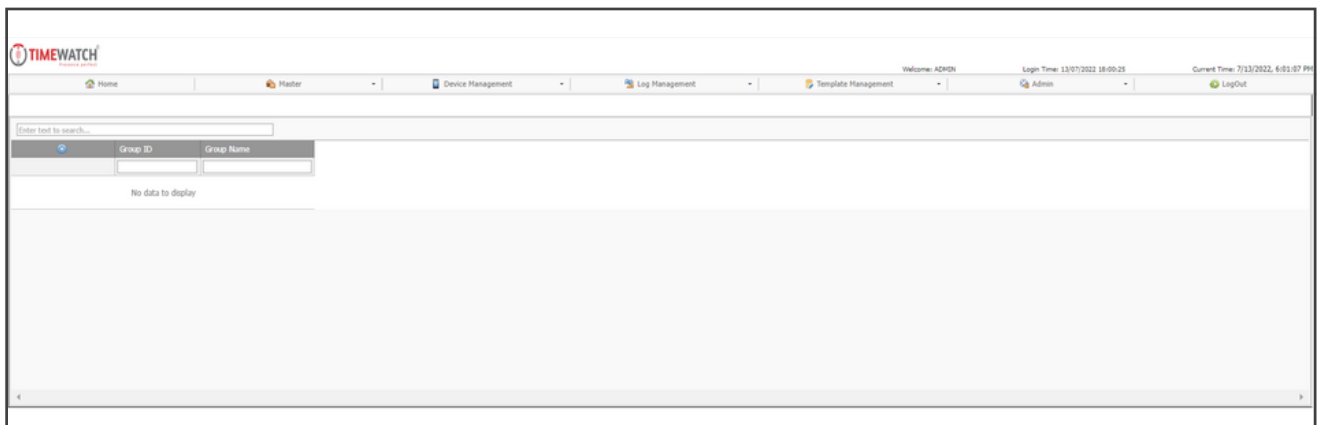
Here we can check the Employee list with photo as per device with name & Employee code.

## Deleted/Black Listed User



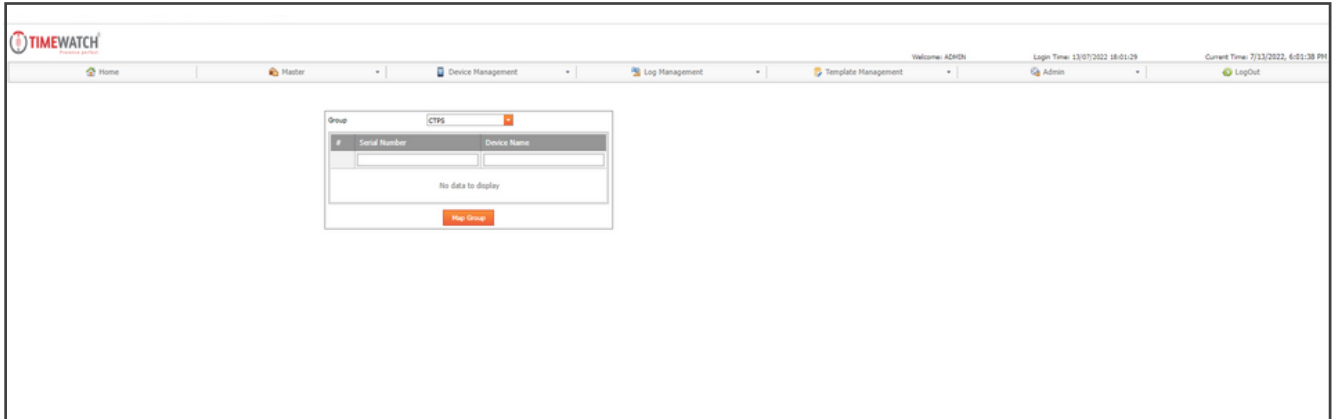
List:-Here we can check deleted and blocked listed Employee lists.

## Device Group



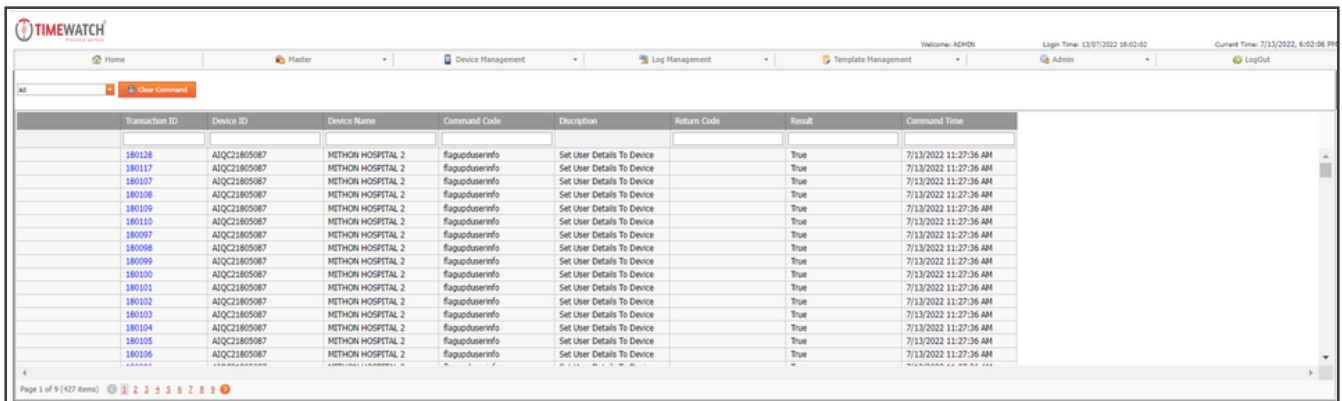
Here we can create a device group for mapping the device group

## Device group Mapping



Here we can Map the devices in groups.

## Device Commands

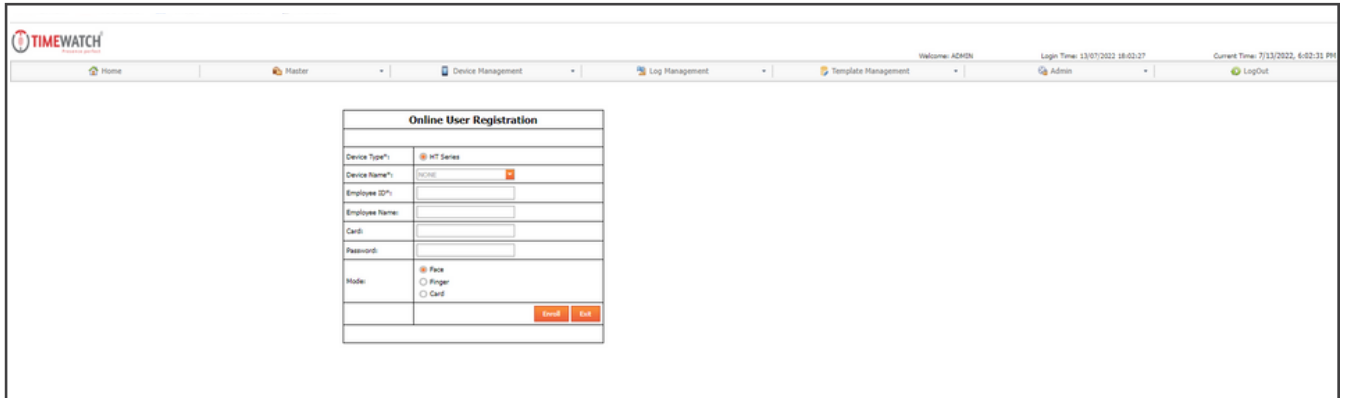


Transaction ID	Device ID	Device Name	Command Code	Description	Return Code	Result	Command Time
180128	AIQC21805087	METHON HOSPITAL 2	flagoduserinfo	Set User Details To Device		True	7/13/2022 11:27:36 AM
180117	AIQC21805087	METHON HOSPITAL 2	flagoduserinfo	Set User Details To Device		True	7/13/2022 11:27:36 AM
180107	AIQC21805087	METHON HOSPITAL 2	flagoduserinfo	Set User Details To Device		True	7/13/2022 11:27:36 AM
180108	AIQC21805087	METHON HOSPITAL 2	flagoduserinfo	Set User Details To Device		True	7/13/2022 11:27:36 AM
180109	AIQC21805087	METHON HOSPITAL 2	flagoduserinfo	Set User Details To Device		True	7/13/2022 11:27:36 AM
180110	AIQC21805087	METHON HOSPITAL 2	flagoduserinfo	Set User Details To Device		True	7/13/2022 11:27:36 AM
180097	AIQC21805087	METHON HOSPITAL 2	flagoduserinfo	Set User Details To Device		True	7/13/2022 11:27:36 AM
180098	AIQC21805087	METHON HOSPITAL 2	flagoduserinfo	Set User Details To Device		True	7/13/2022 11:27:36 AM
180099	AIQC21805087	METHON HOSPITAL 2	flagoduserinfo	Set User Details To Device		True	7/13/2022 11:27:36 AM
180100	AIQC21805087	METHON HOSPITAL 2	flagoduserinfo	Set User Details To Device		True	7/13/2022 11:27:36 AM
180101	AIQC21805087	METHON HOSPITAL 2	flagoduserinfo	Set User Details To Device		True	7/13/2022 11:27:36 AM
180102	AIQC21805087	METHON HOSPITAL 2	flagoduserinfo	Set User Details To Device		True	7/13/2022 11:27:36 AM
180103	AIQC21805087	METHON HOSPITAL 2	flagoduserinfo	Set User Details To Device		True	7/13/2022 11:27:36 AM
180104	AIQC21805087	METHON HOSPITAL 2	flagoduserinfo	Set User Details To Device		True	7/13/2022 11:27:36 AM
180105	AIQC21805087	METHON HOSPITAL 2	flagoduserinfo	Set User Details To Device		True	7/13/2022 11:27:36 AM
180106	AIQC21805087	METHON HOSPITAL 2	flagoduserinfo	Set User Details To Device		True	7/13/2022 11:27:36 AM

Here we can check Device commands which are given by for example Template transfer, Template removal, etc

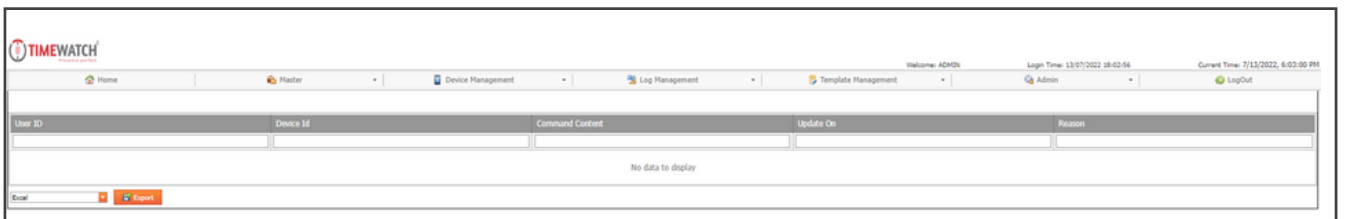


## Remote Enrollment



With this option, we can enroll users sitting from anywhere on the device. To do this we need to select the device user id name n mode of enrollment i.e. face/FP. once we click on ok service will send a command to the device. The device will prompt a message to enroll face/FP.

## Failed Entries

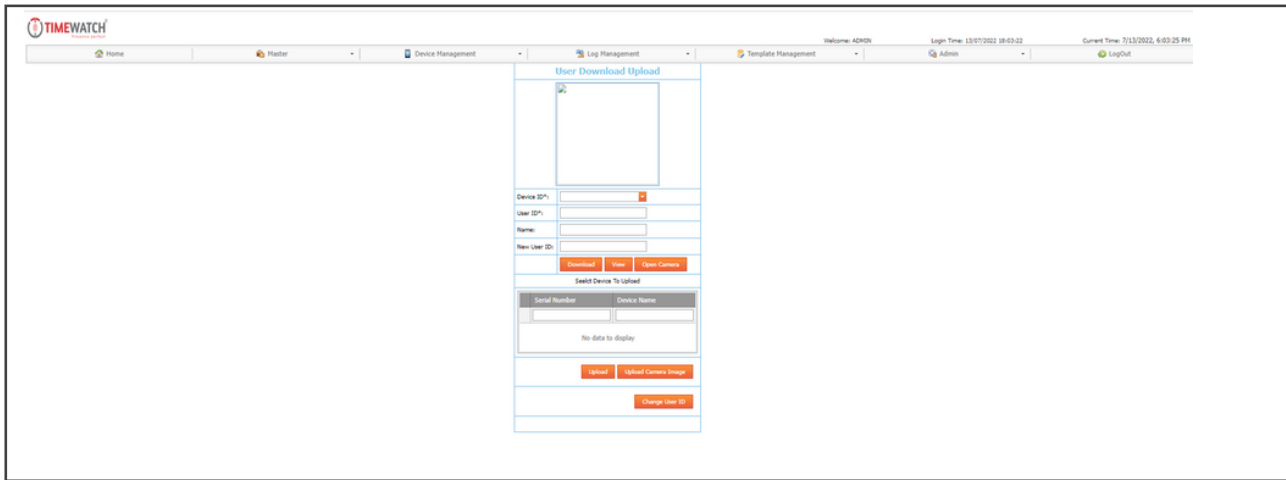


User ID	Device ID	Command Content	Update On	Reason
No data to display				

Here All failed entries will shows which is failed at the device end due to the device offline or device switched off.

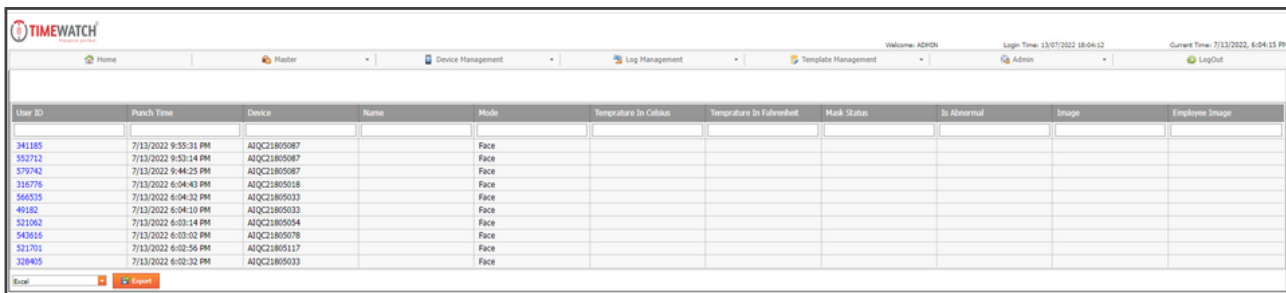


## Online Enrollment



Here we can send commands for online enrollment through software at particular devices.

## Real-Time Log

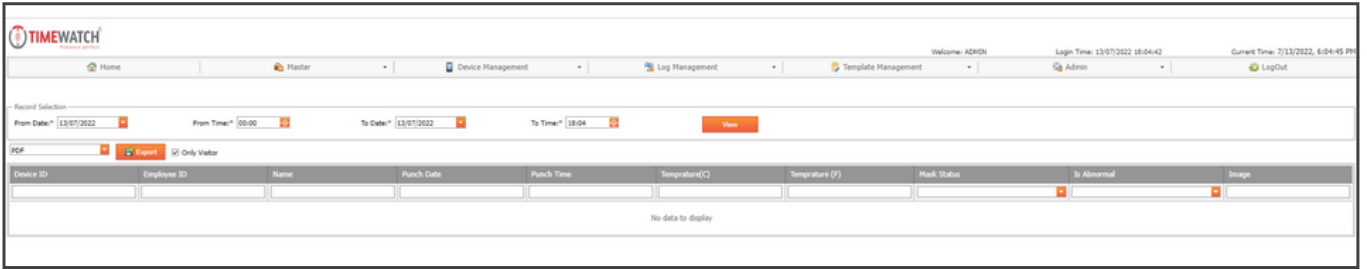


User ID	Plutch Time	Device	Name	Mode	Temperature In Celsius	Temperature In Fahrenheit	Mask Status	Is Abnormal	Image	Employee Image
341185	7/13/2022 9:55:31 PM	AIQC1805087		Face						
352712	7/13/2022 9:53:14 PM	AIQC1805087		Face						
379742	7/13/2022 9:44:25 PM	AIQC1805087		Face						
316776	7/13/2022 6:04:43 PM	AIQC1805018		Face						
366535	7/13/2022 6:04:32 PM	AIQC1805033		Face						
49182	7/13/2022 6:04:10 PM	AIQC1805033		Face						
521062	7/13/2022 6:03:14 PM	AIQC1805054		Face						
549816	7/13/2022 6:03:02 PM	AIQC1805078		Face						
521701	7/13/2022 6:02:56 PM	AIQC1805117		Face						
328405	7/13/2022 6:02:32 PM	AIQC1805033		Face						

Here Data will reflect on Real Time basis.

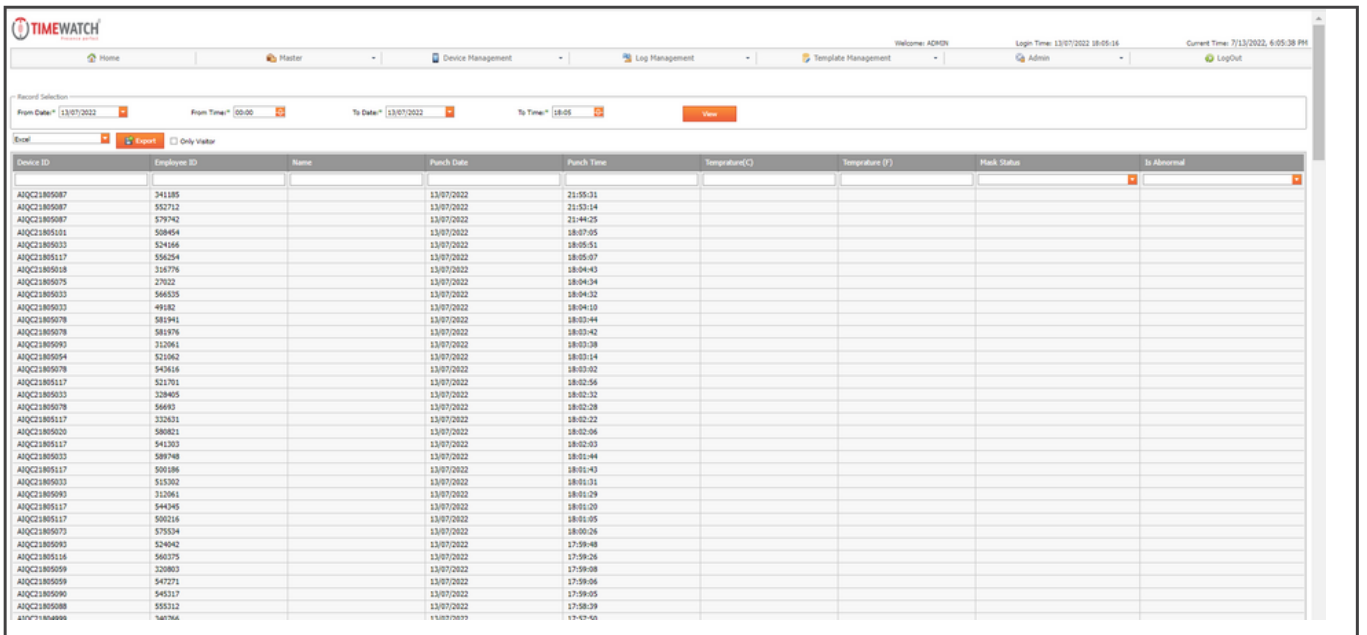


## Log (With Image)



Here Punching data will reflect with Images.

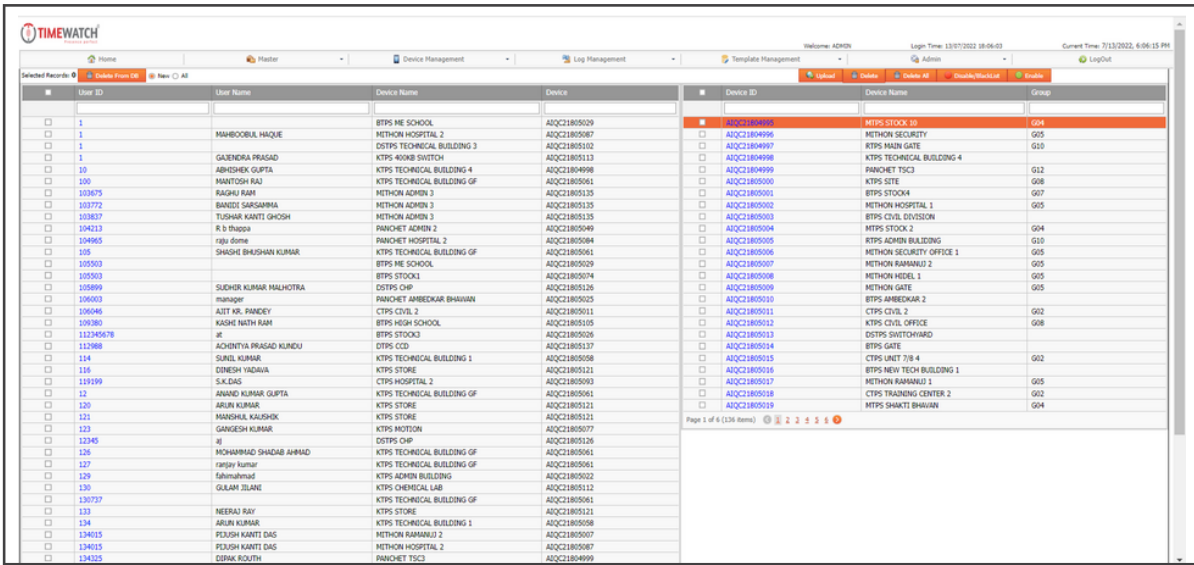
## Log (With Image)



Device ID	Employee ID	Name	Punch Date	Punch Time	Temperature(C)	Temperature (F)	Mask Status	Is Abnormal	Image
AIQC21805087	541185		13/07/2022	21:55:31					
AIQC21805087	552712		13/07/2022	21:53:14					
AIQC21805087	579742		13/07/2022	21:44:25					
AIQC21805011	508454		13/07/2022	18:07:05					
AIQC21805033	520166		13/07/2022	18:05:51					
AIQC21805117	556254		13/07/2022	18:05:07					
AIQC21805018	318776		13/07/2022	18:04:43					
AIQC21805075	27022		13/07/2022	18:04:34					
AIQC21805033	566339		13/07/2022	18:04:32					
AIQC21805033	49182		13/07/2022	18:04:10					
AIQC21805078	581941		13/07/2022	18:03:44					
AIQC21805078	581976		13/07/2022	18:03:42					
AIQC21805093	312061		13/07/2022	18:03:38					
AIQC21805054	521062		13/07/2022	18:03:14					
AIQC21805078	543616		13/07/2022	18:03:02					
AIQC21805117	521701		13/07/2022	18:02:56					
AIQC21805033	328405		13/07/2022	18:02:32					
AIQC21805079	566493		13/07/2022	18:02:28					
AIQC21805117	320623		13/07/2022	18:02:22					
AIQC21805020	580821		13/07/2022	18:02:06					
AIQC21805117	541303		13/07/2022	18:02:03					
AIQC21805033	589748		13/07/2022	18:01:44					
AIQC21805117	500196		13/07/2022	18:01:43					
AIQC21805033	515302		13/07/2022	18:01:31					
AIQC21805093	312061		13/07/2022	18:01:29					
AIQC21805117	544345		13/07/2022	18:01:20					
AIQC21805117	506214		13/07/2022	18:01:05					
AIQC21805075	575534		13/07/2022	18:00:26					
AIQC21805093	524042		13/07/2022	17:59:48					
AIQC21805116	560375		13/07/2022	17:59:26					
AIQC21805059	320803		13/07/2022	17:59:08					
AIQC21805059	547271		13/07/2022	17:59:06					
AIQC21805040	545317		13/07/2022	17:59:05					
AIQC21805088	555312		13/07/2022	17:58:39					
AIQC21804888	140764		13/07/2022	17:47:45					

Here we can download data with image from particular date range.

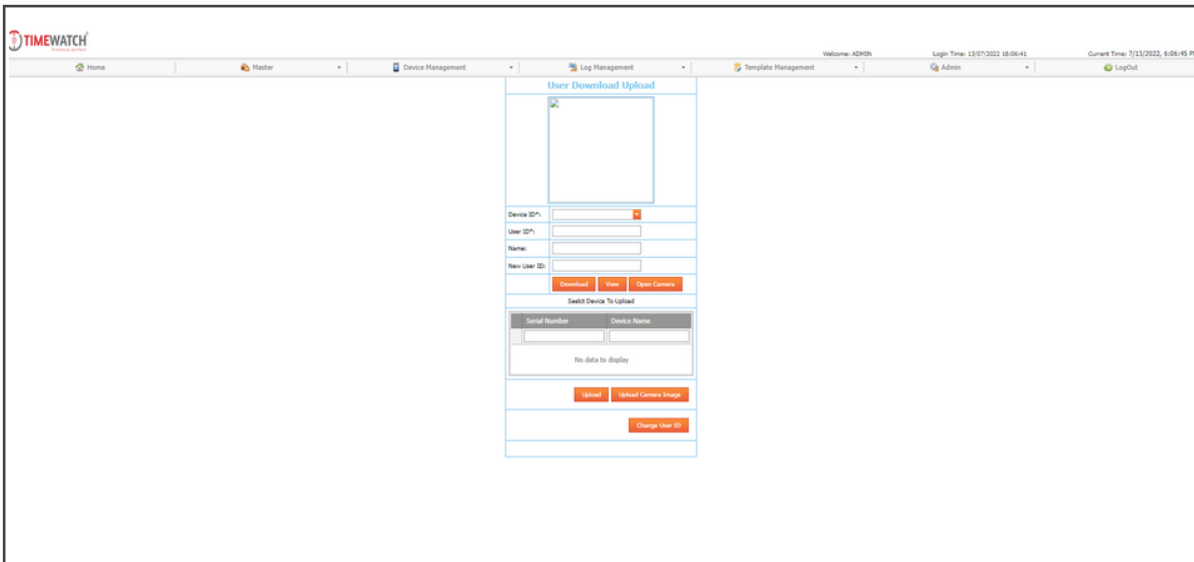
# Template Management



User ID	User Name	Device Name	Device	Device ID	Device Name	Group
1		BTPS HE SCHOOL	AQZC1805029	AQZC1804995	MTPS STOCK 10	004
1	MAHBOOBUL HAQUE	METHON HOSPITAL 2	AQZC1805087	AQZC1804996	METHON SECURITY	005
1		DSTPS TECHNICAL BUILDING 3	AQZC1805102	AQZC1804997	RTPS MAIN GATE	G10
1	GAJENDRA PRASAD	KTPS KUMK SWITON	AQZC1805113	AQZC1804998	KTPS TECHNICAL BUILDING 4	
10	ABHISHEK GUPTA	KTPS TECHNICAL BUILDING 4	AQZC1804998	AQZC1804999	PANCHET TSC3	G12
100	MANTOSH RAJ	KTPS TECHNICAL BUILDING GF	AQZC1805061	AQZC1805000	KTPS SITE	008
103675	RAGHU RAM	METHON ADMIN 3	AQZC1805135	AQZC1805001	BTPS STOCK4	007
103772	BAHANI SARGARMA	METHON ADMIN 3	AQZC1805135	AQZC1805002	METHON HOSPITAL 1	005
103837	TUSHAR KANTI GHOSH	METHON ADMIN 3	AQZC1805135	AQZC1805003	BTPS CIVIL DIVISION	
104213	R. b thappa	PANCHET ADMIN 2	AQZC1805049	AQZC1805004	MTPS STOCK 2	004
104965	raju dome	PANCHET HOSPITAL 2	AQZC1805084	AQZC1805005	RTPS ADMIN BUILDING	G10
105	SHAKH BASHAM KUMAR	KTPS TECHNICAL BUILDING GF	AQZC1805061	AQZC1805006	METHON SECURITY OFFICE 1	005
105503		BTPS HE SCHOOL	AQZC1805029	AQZC1805007	METHON RAMANUJ 2	005
105503		BTPS STOCK1	AQZC1805074	AQZC1805008	METHON HEDEL 1	005
105699	SUKHAR KUMAR MALHOTRA	DSTPS CHP	AQZC1805126	AQZC1805009	METHON GATE	005
106063	manager	PANCHET ABHECKAR BHAWAN	AQZC1805025	AQZC1805010	BTPS ABHECKAR 2	
106046	AJIT KR. PANDEY	CTPS CIVIL 2	AQZC1805011	AQZC1805011	CTPS CIVIL 2	002
109380	KASHI NATH RAM	BTPS HIGH SCHOOL	AQZC1805105	AQZC1805012	KTPS CIVIL OFFICE	008
112245678	JF	BTPS STOCK3	AQZC1805026	AQZC1805013	DSTPS SWITCHHARD	
1122988	ACHINTYA PRASAD KURCU	DTPS CDD	AQZC1805137	AQZC1805014	BTPS GATE	
114	SUNIL KUMAR	KTPS TECHNICAL BUILDING 1	AQZC1805058	AQZC1805015	CTPS UNIT 7/8 4	002
116	DINESH YADAVA	KTPS STORE	AQZC1805121	AQZC1805016	BTPS NEW TECH BUILDING 1	
119199	S.C.DAS	CTPS HOSPITAL 2	AQZC1805063	AQZC1805017	METHON RAMANUJ 1	005
12	ANAND KUMAR GUPTA	KTPS TECHNICAL BUILDING GF	AQZC1805061	AQZC1805018	CTPS TRAINING CENTER 2	002
120	ARUN KUMAR	KTPS STORE	AQZC1805121	AQZC1805019	MTPS SHAKTI BHAWAN	004
121	MANSUK KALSHOK	KTPS STORE	AQZC1805121			
123	GANESH KUMAR	KTPS MOTION	AQZC1805077			
12345	JF	DSTPS CHP	AQZC1805126			
126	MOHAMMAD SHADAB AHMAD	KTPS TECHNICAL BUILDING GF	AQZC1805061			
127	ranjay kumar	KTPS TECHNICAL BUILDING GF	AQZC1805061			
129	fabimoham	KTPS ADMIN BUILDING	AQZC1805022			
130	GULAM JILANE	KTPS CHEMICAL LAB	AQZC1805112			
130737		KTPS TECHNICAL BUILDING GF	AQZC1805061			
133	NEERAJ RAY	KTPS STORE	AQZC1805121			
134	ARUN KUMAR	KTPS TECHNICAL BUILDING 1	AQZC1805068			
134015	PELUSH KANTI DAS	METHON RAMANUJ 2	AQZC1805007			
134015	PELUSH KANTI DAS	METHON HOSPITAL 2	AQZC1805087			
134325	DEBANK ROUITH	PANCHET TSC3	AQZC1804999			

Here we will transfer or delete the Template from one device to another device.

# Download User



**User Download Upload**

Device ID\*:

User ID\*:

Name:

New User ID:

Switch Device To Upload

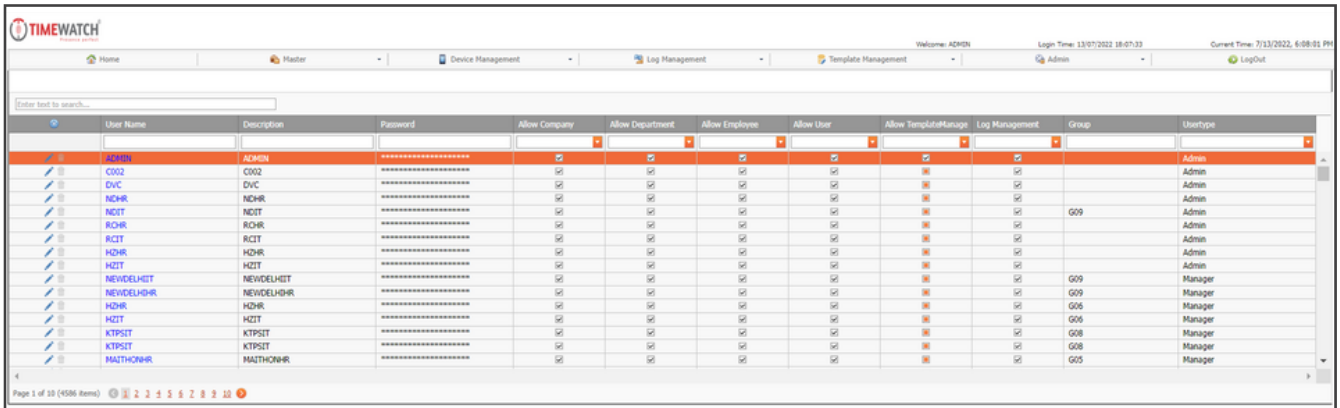
Serial Number:  Device Name:

No data to display

Here we can download the data of the users.



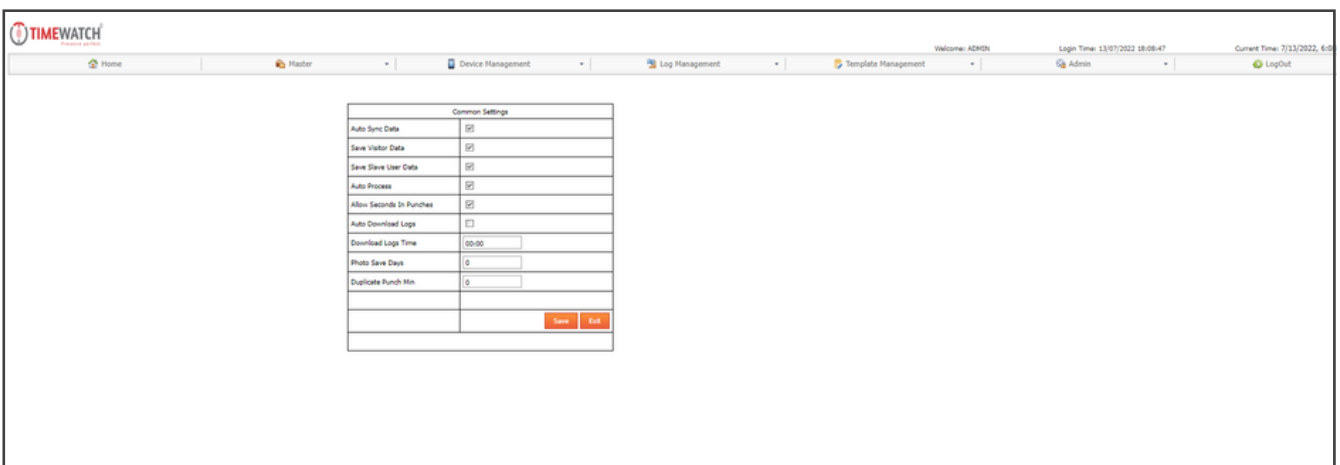
## Admin- User Manage



User Name	Description	Password	Allow Company	Allow Department	Allow Employee	Allow User	Allow TemplateManage	Log Management	Group	Usertype
ADMIN	ADMIN	*****	<input checked="" type="checkbox"/>	<input checked="" type="checkbox"/>	<input checked="" type="checkbox"/>	<input checked="" type="checkbox"/>	<input checked="" type="checkbox"/>	<input checked="" type="checkbox"/>		Admin
COO2	COO2	*****	<input checked="" type="checkbox"/>	<input checked="" type="checkbox"/>	<input checked="" type="checkbox"/>	<input checked="" type="checkbox"/>	<input checked="" type="checkbox"/>	<input checked="" type="checkbox"/>		Admin
DVC	DVC	*****	<input checked="" type="checkbox"/>	<input checked="" type="checkbox"/>	<input checked="" type="checkbox"/>	<input checked="" type="checkbox"/>	<input checked="" type="checkbox"/>	<input checked="" type="checkbox"/>		Admin
NCHR	NCHR	*****	<input checked="" type="checkbox"/>	<input checked="" type="checkbox"/>	<input checked="" type="checkbox"/>	<input checked="" type="checkbox"/>	<input checked="" type="checkbox"/>	<input checked="" type="checkbox"/>	009	Admin
RCIT	RCIT	*****	<input checked="" type="checkbox"/>	<input checked="" type="checkbox"/>	<input checked="" type="checkbox"/>	<input checked="" type="checkbox"/>	<input checked="" type="checkbox"/>	<input checked="" type="checkbox"/>		Admin
RCHR	RCHR	*****	<input checked="" type="checkbox"/>	<input checked="" type="checkbox"/>	<input checked="" type="checkbox"/>	<input checked="" type="checkbox"/>	<input checked="" type="checkbox"/>	<input checked="" type="checkbox"/>		Admin
RCIT	RCIT	*****	<input checked="" type="checkbox"/>	<input checked="" type="checkbox"/>	<input checked="" type="checkbox"/>	<input checked="" type="checkbox"/>	<input checked="" type="checkbox"/>	<input checked="" type="checkbox"/>		Admin
HCHR	HCHR	*****	<input checked="" type="checkbox"/>	<input checked="" type="checkbox"/>	<input checked="" type="checkbox"/>	<input checked="" type="checkbox"/>	<input checked="" type="checkbox"/>	<input checked="" type="checkbox"/>		Admin
HZIT	HZIT	*****	<input checked="" type="checkbox"/>	<input checked="" type="checkbox"/>	<input checked="" type="checkbox"/>	<input checked="" type="checkbox"/>	<input checked="" type="checkbox"/>	<input checked="" type="checkbox"/>		Admin
NEWDELHIT	NEWDELHIT	*****	<input checked="" type="checkbox"/>	<input checked="" type="checkbox"/>	<input checked="" type="checkbox"/>	<input checked="" type="checkbox"/>	<input checked="" type="checkbox"/>	<input checked="" type="checkbox"/>	009	Manager
NEWDELHCHR	NEWDELHCHR	*****	<input checked="" type="checkbox"/>	<input checked="" type="checkbox"/>	<input checked="" type="checkbox"/>	<input checked="" type="checkbox"/>	<input checked="" type="checkbox"/>	<input checked="" type="checkbox"/>	009	Manager
HCHR	HCHR	*****	<input checked="" type="checkbox"/>	<input checked="" type="checkbox"/>	<input checked="" type="checkbox"/>	<input checked="" type="checkbox"/>	<input checked="" type="checkbox"/>	<input checked="" type="checkbox"/>	006	Manager
HZIT	HZIT	*****	<input checked="" type="checkbox"/>	<input checked="" type="checkbox"/>	<input checked="" type="checkbox"/>	<input checked="" type="checkbox"/>	<input checked="" type="checkbox"/>	<input checked="" type="checkbox"/>	006	Manager
KTPSIT	KTPSIT	*****	<input checked="" type="checkbox"/>	<input checked="" type="checkbox"/>	<input checked="" type="checkbox"/>	<input checked="" type="checkbox"/>	<input checked="" type="checkbox"/>	<input checked="" type="checkbox"/>	008	Manager
KTPSIT	KTPSIT	*****	<input checked="" type="checkbox"/>	<input checked="" type="checkbox"/>	<input checked="" type="checkbox"/>	<input checked="" type="checkbox"/>	<input checked="" type="checkbox"/>	<input checked="" type="checkbox"/>	008	Manager
MATHONHR	MATHONHR	*****	<input checked="" type="checkbox"/>	<input checked="" type="checkbox"/>	<input checked="" type="checkbox"/>	<input checked="" type="checkbox"/>	<input checked="" type="checkbox"/>	<input checked="" type="checkbox"/>	005	Manager

Through this option, new users can be created or the existing users and their rights can be modified. While selecting the user privileges from the main menu you will get a browse window with the details of the existing users

## Admin- Common Setting

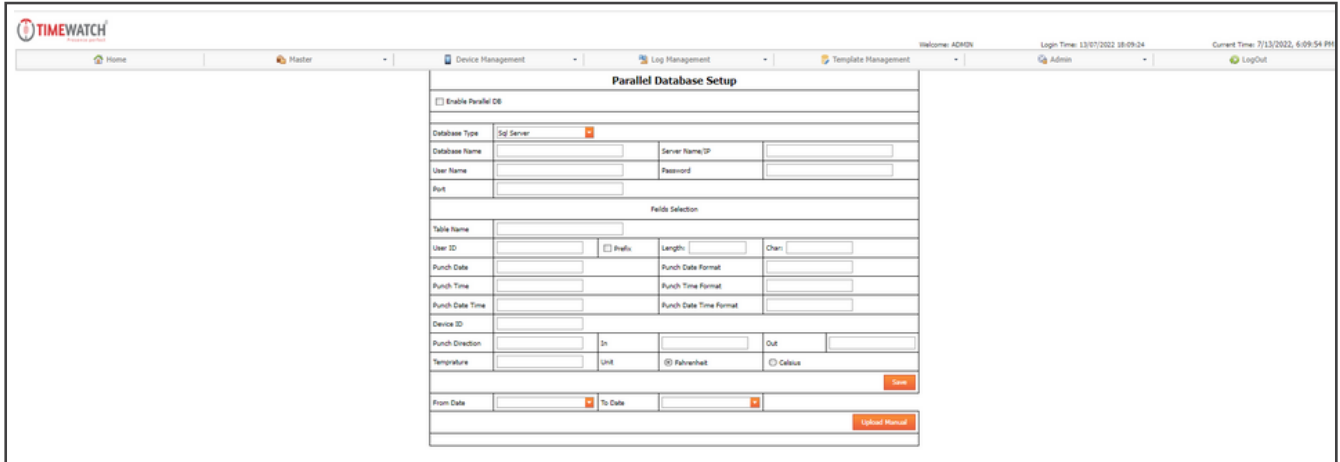


Common Settings	
Auto Sync Data	<input checked="" type="checkbox"/>
Save Visitor Data	<input checked="" type="checkbox"/>
Save Slave User Data	<input checked="" type="checkbox"/>
Auto Process	<input checked="" type="checkbox"/>
Allow Seconds In Punches	<input checked="" type="checkbox"/>
Auto Download Logs	<input type="checkbox"/>
Download Logs Time	00:00
Photo Save Days	0
Duplicate Punch Min	0
<input type="button" value="Save"/> <input type="button" value="Exit"/>	

Here we change the setting Like(Auto Sync data, Save Visitor data, Save slave data, Auto process, Auto Download Logs, Download logs Time, Photo save Days, and Duplicate Minute)



## Parallel DB



**Parallel Database Setup**

Enable Parallel DB

Database Type:

Database Name:  Server Name/IP:

User Name:  Password:

Port:

Fields Selection

Table Name:

User ID:   Prefix Length:  Char:

Punch Date:  Punch Date Format:

Punch Time:  Punch Time Format:

Punch Date Time:  Punch Date Time Format:

Device ID:

Punch Direction:  In:  Out:

Temperature:  Unit:  Fahrenheit  Celsius

From Date:  To Date:

This option is used to push our Device logs to Third Party Database in Particular Table Parallel. There Are Three Database Types Used in Parallel Database Export i.e. SQL Server, My SQL, Oracle

**Head Office:** D-162, Basement, GF & 1F, Okhla Phase I, Okhla Industrial Area, New Delhi, 110020

**Regional Offices:** Mumbai, Bangalore, Ahmedabad,

**International Office:** Qatar (Middle East)

**Phone:** +91-959 995 3921

**Sales:** sales@timewatchindia.com,

**Support:** helpdesk@timewatchindia.com

**Dealership:** partners@timewatchindia.com

Disclaimer: All pictures shown are for illustration purposes only. The actual product and color may vary due to product enhancement. The brief specification is mentioned and may change without prior notice. Please consult us before placing any order.