



Energy Saving



One Key
Turn off



High Resolution
Color Display



Sound &
Light Alarm




Dual Energy



Baggage
Counter



Compact
Design



Scan
Palletized Loads

X-Ray Baggage Scanner

TW100100

TW100100 X-ray Baggage scanner is ideal for screening everything from mid-size packages to oddly shaped items and palletized loads. It is strategically designed for mid-size baggage and parcels to thwart the cleverest attempts at hiding weapons, drugs, stolen goods, and other contraband. Dual-energy imaging provides automatic color coding of materials.

- Linux Operating System.
- Built-in Self-Check & Diagnosis.
- Continuous 10000 working hours.
- High-resolution color display.
- Scan Palletized loads.
- Sound & Light Alarm.



(+91)-11-41916615
+91-95999-53923



D-162, Okhla Industrial Area
Phase I, New Delhi, 110020



sales@timewatchindia.com
www.timewatchindia.com

Specification

General Specification	
Tunnel Size	1011*1006.5mm (width*height) (±20mm)
Product Size	4835*1295*1916.5mm (L×W×H)
Wire Resolution	TypicalAWG36
Penetration Resolution	TypicalAWG24
Spatial Resolution	Vertical:1.6mm, Horizontal:1.6mm
Steel Penetration	Typical 34mm (±2mm)
Resolution of Organic Matter	1-120mm
Gray Scale & Mixture Resolution	1-40mm
Resolution of Inorganic Objects	0.2-10mm
X-Ray Dosage Each Inspection	≤2.5μSv (uGy)
Boundary Leakage	≤0.5μSv /h(uGy/h)
S/N Ratio	<60dB
Conveyor Speed	0.2m/s
Conveyor Max Load	200kg
Power Consumption	1.0KW
Leakage Current	≤5.0mA
Film Safety	Guarantee /ISO 1600 Film
Weight	940kg
Operation Temperature/Humidity	5°C-40°C/0%-90%
Storage Temperature/Humidity	-20°C-60°C/10%-90%
Atmospheric Pressure	86kPa-106kPa AC
Operation Power	220V(±10%-15%) 50±3Hz
Operation System	Linux
Configuration	
X-Ray Generator	140 K V, oil cooling, from top to bottom
Operating	Linux, operating 1G, storage 8G
Monitor	19" L E D screen, resolution: 1920*1080pixels
Operation Console	Double screen console




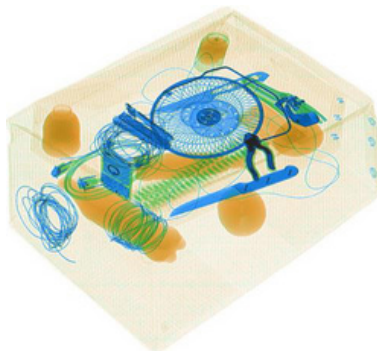

Software Functions

Power-On Self-Test	With the function of fault self-check, automatically judge the fault and prompt the fault code information in time.
Image Processing	With the function of Color/ B W, negative, high/low penetration, organic /inorganic stripping, general enhancement, pseudocolor, etc.
Image Recall	30 preceding images are recallable.
Images Stored	Up to 10,000 images automatic storage.
Real-Time Curve	The real-time curve can be used to detect whether the acquisition system and components work normally.
Time Setting	System time can be set manually.
Probe Setting	It can realize the manual deletion of the low and low energy detection board dead pixels, and display the deleted dead pixels in the display area.
Ray Source Setting	There are two source and analog source control modes, the source parameters of the digital source can be set.
Alarm System	The alarm function can be activated and deactivated, the alarm type of the alarm box sound and light alarm can be selected, and the sensitivity, minimum absorption rate, the maximum absorption rate, and alarm duration can be set.
Trouble Shooting	It can realize whether the components such as the entrance and exit light barrier, side panel switch, emergency stop switch, and light source are normal, and display the standard value and the current value of the detection voltage.
Image setting	Drum running control direction and the image display moving direction can be set.
Software registration	Realize software registration functions and has a serial number, registration code, registration status and system time information display.
User login	Add, delete, edit the user name and password, and set the user level to restore the deleted user.
Language	English.
About	Version and device number can be displayed.

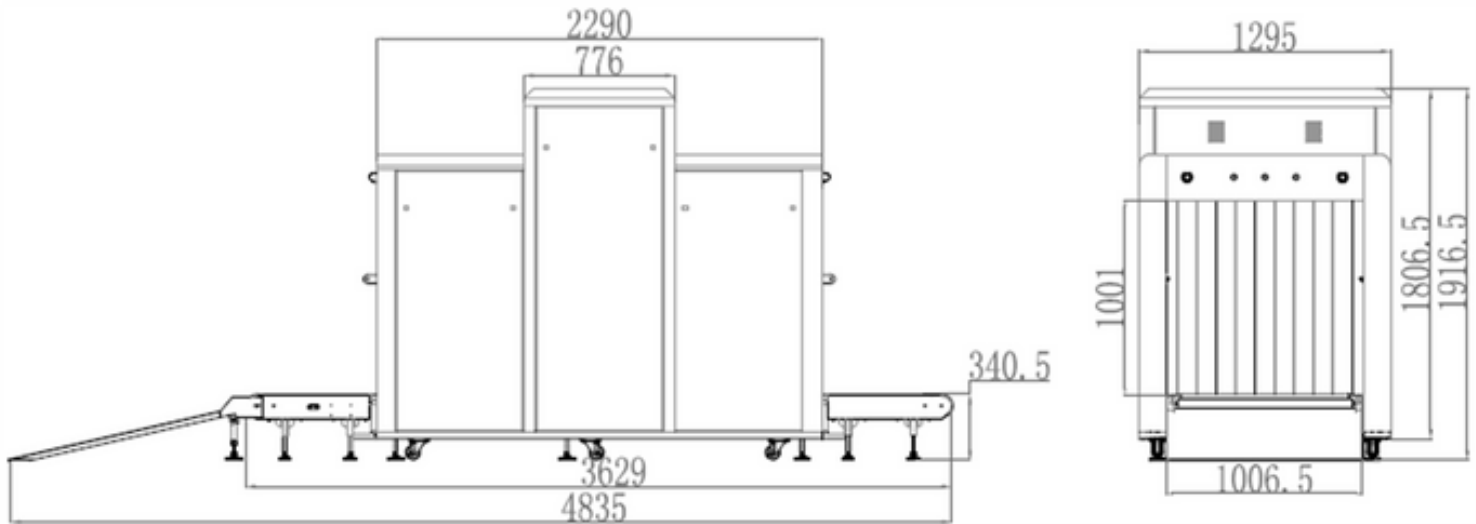


TIP report	Reports can be generated by the tip operation after the tip insertion function is turned on, and the content of the report: user name, number of tip insertions, number of tags, false-positive rate, probability of detection, probability of false positives.
TIP Management	Function to enable and disable the insertion of dangerous goods and can set the identification time, prompt time, insertion frequency, proportion of single items inserted into dangerous goods, add tip files and delete files.
Document management	Query, open, and export the checked image.
Function Setting	Set log level, save the file time, whether to open the training function and setting the smart roller.
Data Setting	Display system working hours, total working hours of the ray source, total number of system baggage and packages, and the total number of baggage packages this time, and clear the above data.
System parameter setting	It can select the exported data, pictures, and backup directory, select and adjust the motor type, detector type, whether to enable the debug mode, model, and gain, enter the corresponding IP address on the network connection to realize sharing function and have corresponding software to achieve system upgrade.

Scanned Images



Dimensional Drawing



Important Sizes:

Product Size: 4835*1295*1916.5mm (L×W×H)

TunnelSize: 1011*1006.5mm (width×height) (±20mm)



Head Office : D-162, Okhla Industrial Area Phase I,
New Delhi, 110020.

Regional Office : Mumbai, Bengaluru, Ahmedabad,
Chennai, Kolkata.

International Office : Dubai

Phone : +91-95999-53923

Sales : sales@timewatchindia.com

Support : helpdesk@timewatchindia.com

Disclaimer : All pictures shown are for illustration purposes only. The actual product and color may vary due to product enhancement. The brief specification is mentioned and may change without prior notice. Please consult us before placing any order.