



PRODUCT CATALOGUE

Towards a world of trust, safety, and security

CONTENT

01 About Us

02 Our Presence

03 Time Attendance & Access Control

- Fingerprint series
- TrueFace Series
- IRIS series
- Palm & Face series
- AI Based
- Android Attendance Device
- QR Reader/Mini UPS
- Door Access Controller
- Card reader
- UL listed EM lock & Accessories

04 Entrance Security Solutions

- Tripod Turnstiles / Flap barriers
- Swing gates / P-Type Swing Gate
- Full-height Turnstile gates

05 Parking & Traffic Solutions

- Boom Barrier / Toll Barrier
- ANPR System / UHF Reader
- Rising Bollards / Spike Barrier

06 Security Inspection Solutions

- Door Frame Metal Detector
- Handheld Metal Detector / Explosive & Narcotics Detector
- X-Ray Baggage Scanner
- Under Vehicle Surveillance System
- Cargo Scanner

07 Software & Applications

- BioManager Attendance & Payroll
- Payroll Management
- Mobile Application
- iAS Desktop Based
- Visitor Management System
- Canteen Management System
- GYM Management System
- Parking Management System

08 Our Client

About Us

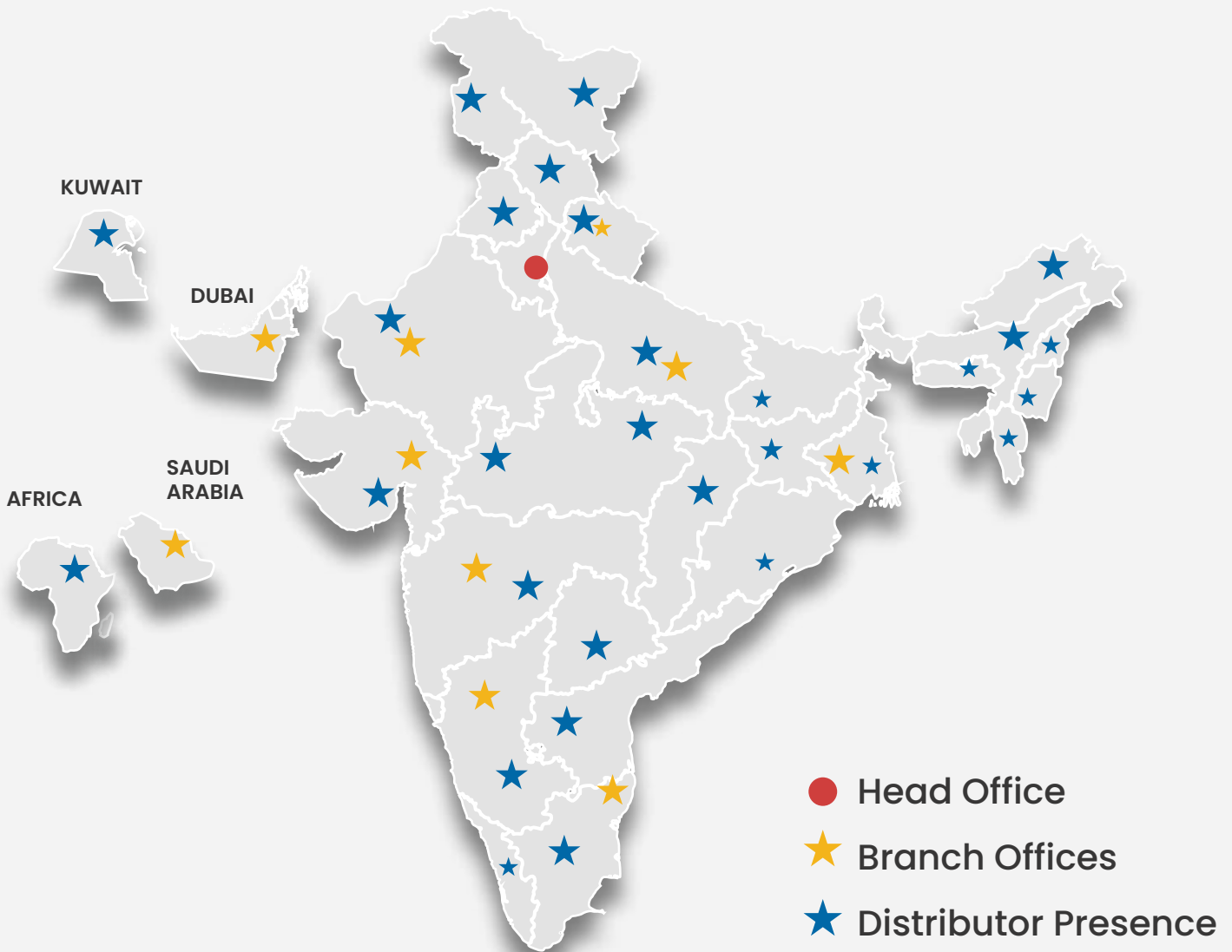
Founded in 2015, TimeWatch Infocom Pvt. Ltd. is a leading manufacturer and solution provider of biometric attendance devices, access control systems, entrance control, parking, and security solutions. We specialize in delivering reliable technology designed for modern workplaces and secure environments.

With in-house R&D, software development, and manufacturing, TimeWatch offers complete end-to-end solutions, from product design to deployment and support. Our solutions are trusted by corporate enterprises, government organizations, PSUs, healthcare institutions, educational campuses, and industrial facilities.

With a growing presence in India and officially registered operations in the UAE and Saudi Arabia, TimeWatch remains committed to delivering secure, scalable, and future-ready biometric solutions that help organizations stay efficient, compliant, and connected.



Our Presence



TimeWatch Infocom Pvt. Ltd. has a strong and growing presence across India, supported by a wide network of authorized dealers, distributors, and solution partners. Our biometric attendance and security solutions are deployed across major cities, industrial zones, and emerging business regions, enabling reliable and timely customer support.

Along with India, TimeWatch is officially registered and operational in the UAE and Saudi Arabia, serving customers worldwide with a strong commitment to quality, compliance, and service excellence.

With an expanding partner ecosystem and dedicated support teams, we ensure local expertise, efficient service delivery, and seamless project execution for both single-site and large multi-location deployments.

In-House Customized Solutions Team



Our In-House Customized Solutions Team offers end-to-end, tailored solutions powered by dedicated R&D, Development, Implementation, Helpdesk, and Support Teams ensuring innovation, seamless execution, fast deployment, and reliable ongoing support for every project.

Time Attendance & Access Control



**Quick & Accurate
Fingerprint Match**

Bio-27



Features

- Identification Mode : Fingerprint, Card, PIN
- User Capacity : 5,000 (Fingerprint, Card,PIN)
- Log Capacity : 1,00,000
- Card Type : Proximity, MIFARE
- Communication Interface : TCP/IP, USB
- Screen Size : 2.4 inch TFT Screen
- Battery : Yes
- Verification Time : <0.5 sec
- Access Control : Yes
- Product Dimension : 181.6mm × 135.6mm × 32.7mm

Bio-4/Bio-4W



Features

- Identification Mode : Fingerprint, Card, PIN
- User Capacity : 10,000 (Fingerprint, Card, PIN)
- Log Capacity : 1,00,000
- Card Type : Proximity
- Communication Interface : TCP/IP, USB & Wi-Fi
- Screen Size : 2.4 inch
- Verification Time : <1 sec
- Access Control : Yes
- Product Dimension : 205mm × 86mm × 30mm

Bio-20



Features

- Identification Mode : Fingerprint & PIN
- User Capacity : 3,000 (Fingerprint & PIN)
- Log Capacity : 2,00,000
- Card Type : Proximity
- Communication Interface : USB
- Screen Size : 1.77 inch
- Excel Data Export : Yes
- Verification Time : <0.5 sec
- Access Control : Yes
- Product Dimension : 86mm × 86mm × 31.1mm

TFP-12E / TFP-12D



Features

- Identification Mode : Fingerprint & Card
- User Capacity : 3,000 (Fingerprint & Card)
- Card Type : TFP-12E(Proximity), TFP-12D(MIFARE)
- Response Time : 0.1 sec
- Fingerprint Recognition Time : 1.5 sec
- Tamper Alarm : Yes
- Protection : IP65
- Product Dimension : 70.0mm × 70.0mm × 28.0mm

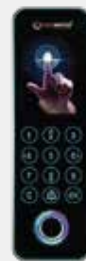
ULtraACR801T



Features

- Identification Mode : Card & PIN
- User Capacity : 5,000 (Card & PIN)
- Log Capacity : 1,00,000
- Card Type : Proximity
- Communication Interface : TCP/IP, USB disk, WG26/34, RS-485, RS-232
- Screen Size : 2 inch
- Input : Touch keyboard, T9 input
- Verification Time : <1.08 sec
- Access Control : Yes
- Product Dimension : 140mm × 42mm × 18mm

ULtraACR802F



Features

- Identification Mode : Finger, Card & PIN
- User Capacity : 5,000 (Finger, Card & PIN)
- Log Capacity : 1,00,000
- Card Type : Proximity
- Communication Interface : TCP/IP, USB disk, WG26/34, RS-485, RS-232
- Screen Size : 2 inch
- Input : Touch keyboard, T9 input
- Verification Time : <1.08 sec
- Access Control : Yes
- Product Dimension : 140mm × 42mm × 18mm

TrueFace1000E/EW



Features

- Identification Mode : Face, Card & PIN
- User Capacity : 1,000 Face & PIN, 3,000 Card
- Log Capacity : 3,00,000
- Card Type : TrueFace1000E(MIFARE), EW(Proximity)
- Communication Interface : TCP/IP, USB, Wi-Fi
- Screen Size : 2.4 inch
- Camera : 2-MP CMOS HD Dual-lens camera
- Verification Time : 0.2 sec
- Access Control : Yes
- Product Dimension : 184.9mm × 76.2mm × 20.5mm



TrueFace1000D/DW



Features

- Identification Mode : Face, Finger Card & PIN
- User Capacity : 1,000 Face & PIN, 3,000 Card & Finger
- Log Capacity : 3,00,000
- Card Type : TrueFace1000D(MIFARE), DW(Proximity)
- Communication Interface : TCP/IP, USB, Wi-Fi
- Screen Size : 2.4 inch
- Camera : 2-MP CMOS HD Dual-lens camera
- Verification Time : 0.2 sec
- Access Control : Yes
- Product Dimension : 184.9mm × 76.2mm × 20.5mm

TrueFace Series



Office



Hospitals



Education



Industrial Sites



TrueFace2000



Features

- Identification Mode : Face, PIN
- User Capacity : 5,000 (Face, PIN)
- Log Capacity : 3,00,000
- Communication Interface : TCP/IP, USB, Wi-Fi, 4G (Optional)
- Screen Size : 4.3 inch
- Camera : 2-MP CMOS HD Dual-lens camera
- Verification Time : <0.2 sec
- Product Dimension : 115mm × 118mm × 27.1mm

TrueFace3000



Features

- Identification Mode : Face, Card, PIN & QR
- User Capacity : 5,000 (Face, Card, PIN & QR)
- Log Capacity : 3,00,000
- Card Type : MIFARE
- Communication Interface : TCP/IP, USB, Wi-Fi, 4G (Optional)
- Screen Size : 4.3 inch
- Camera : 2-MP CMOS HD Dual-lens camera
- Verification Time : <0.2 sec
- Access Control : Yes
- Product Dimension : 115mm × 118mm × 27.1mm

TrueFace6000



Features

- PoE Support : Yes
- Identification Mode : Face, Card, PIN & QR
- User Capacity : 10,000 (Face, Card, PIN & QR)
- Log Capacity : 3,00,000
- Card Type : MIFARE
- Communication Interface : TCP/IP, USB, Wi-Fi, 4G (Optional)
- Screen Size : 4.3 inch
- Camera : 2-MP CMOS HD Dual-lens camera
- Verification Time : <0.2 sec
- Access Control : Yes
- Product Dimension : 180.1mm × 90.1mm × 27.0mm

TrueFace6000FP



Features

- PoE Support : Yes
- Identification Mode : Face, Finger, Card, PIN & QR
- User Capacity : 10,000 (Face, Finger, Card, PIN & QR)
- Log Capacity : 3,00,000
- Card Type : MIFARE
- Communication Interface : TCP/IP, USB, Wi-Fi, 4G (Optional)
- Screen Size : 4.3 inch
- Camera : 2-MP CMOS HD Dual-lens camera
- Verification Time : <0.2 sec
- Access Control : Yes
- Product Dimension : 180.1mm × 90.1mm × 27.0mm

TrueFace50



Features

- Identification Mode : Face, Card, PIN & QR
- User Capacity : 50,000 (Face, Card, PIN & QR)
- Log Capacity : 3,00,000
- Card Type : MIFARE
- Communication Interface : TCP/IP, USB, 4G & Wi-Fi (Optional)
- Screen Size : 7 inch
- Camera : 2-MP CMOS HD Dual-lens camera
- Verification Time : <0.2 sec
- Access Control : Yes
- Product Dimension : 283.1mm × 130.1mm × 36.0mm

TrueFace50FP



Features

- Identification Mode : Face, Finger, Card, PIN & QR
- User Capacity : 50,000 (Face, Card, PIN & QR), 10,000 Fingerprint
- Log Capacity : 3,00,000
- Card Type : MIFARE
- Communication Interface : TCP/IP, USB, Wi-Fi, 4G (Optional)
- Screen Size : 7 inch
- Camera : 2-MP CMOS HD Dual-lens camera
- Verification Time : <0.2 sec
- Access Control : Yes
- Product Dimension : 218mm × 118mm × 24.2mm

TrueFaceT50-IND



Features

- Identification Mode : Face, Card, PIN & QR
- User Capacity : 50,000 (Face, Card, PIN & QR)
- Log Capacity : 3,00,000
- Card Type : MIFARE
- Communication Interface : TCP/IP, USB, Wi-Fi, 4G (Optional)
- Screen Size : 7 inch
- Camera : 2-MP CMOS HD Dual-lens camera
- Verification Time : <0.2 sec
- Access Control : Yes



Anti-tamper secure locking



Weather & dust resistant design



Heavy-duty powder-coated metal body



Efficient ventilation for heat control

ATTENDANCE AND ACCESS DEVICE WITH

1,00,000
USERS

8 inch
Touch
Screen



Model : TrueFaceIL / TrueFaceIL-FP



Face, Finger, Card(MIFARE)
PIN & QR Verification




1,00,000 User
Capacity



TCP-IP, Wi-Fi,
USB Connectivity



IP65 Rated
Protection



IRIS RECOGNITION

Model No.:
TW-IriGoPlus

1 Iris & Face
Verification

2 2,00,000
User Capacity

3 Wi-Fi, Bluetooth &
4G Connectivity

4 8 inch Touch
Screen

FACE & PALM RECOGNITION SERIES



Face & Palm Series

Bio-1SE



Features

- Identification Mode : Face, Palm, Finger, Card & PIN
- User Capacity : 1,000 (Face, Palm, Card, PIN) & 3,000 Fingerprint
- Log Capacity : 1,60,000
- Card Type : Proximity
- Communication Interface : TCP/IP, Wi-Fi, USB, Wiegand & RS485
- Screen Size : 2.8 inch
- Battery : Yes
- Verification Time : <0.6 sec
- Access Control : Yes
- Product Dimension : 180mm × 132mm × 33mm

TF-20



Features

- Identification Mode : Face, Palm, Card & PIN
- User Capacity : 3,000 (Face, PIN) & 1,000 Palm
- Log Capacity : 1,60,000
- Card Type : Proximity
- Communication Interface : USB, Wiegand, RS485
- Screen Size : 1.77 inch
- Excel Data Export : Yes
- Verification Time : <0.6 sec
- Access Control : Yes
- Product Dimension : 86mm × 86mm × 23.5mm

ATF-305SE



Features

- Identification Mode : Face, Palm, Finger, Card & PIN
- User Capacity : 3,000 (Face, Finger, Card, PIN) & 1,000 Palm
- Log Capacity : 2,00,000
- Card Type : Proximity
- Communication Interface : TCP/IP, Wi-Fi, USB, Wiegand & RS485
- Screen Size : 2.4 inch
- Verification Time : <0.6 sec
- Access Control : Yes
- Product Dimension : 185mm × 80mm × 29.5mm

TrueFace1LP



Features

- Identification Mode : Face, Palm, Card & PIN
- User Capacity : 1,00,000 (Face, Card & PIN) & 10,000 Palm
- Log Capacity : 3,00,000
- Card Type : MIFARE
- Communication Interface : TCP/IP, Wi-Fi, USB, Wiegand, RS-232 & RS-485
- Screen Size : 8 inch
- Verification Time : <0.2 sec
- Access Control : Yes
- Product Dimension : 306mm × 133mm × 25mm

AI-Based Face Recognition Device

AI-FaceT6-Pro



Features

- AI Algorithm : Yes
- Identification Mode : Face, Finger, Card & PIN
- User Capacity : 5,000 (Face, Card, PIN) & 10,000 Fingerprint
- Log Capacity : 5,00,000
- Card Type : Proximity
- Communication Interface : TCP/IP, USB, Wi-Fi
- Screen Size : 5 inch HD Touch Screen
- Verification Time : ≤0.2 s
- Access Control : Yes

AI-FaceT7-Pro



Features

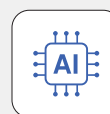
- AI Algorithm : Yes
- Identification Mode : Face, Finger, Card & PIN
- User Capacity : 50,000 (Face, Card, PIN) & 10,000 Fingerprint
- Log Capacity : 5,00,000
- Card Type : Proximity
- Communication Interface : TCP/IP, 4G, Wi-Fi
- Screen Size : 5 inch IPS Touch Screen
- Face Recognition Distance : 0.5m - 2.5m
- Verification Time : <0.2 s
- Access Control : Yes

AIFace-T5



Features

- AI Algorithm : Yes
- Identification Mode : Face, Finger, Card & PIN
- User Capacity : 6,000 (Face, Card, PIN) & 12,000 Fingerprint
- Log Capacity : 5,00,000
- Card Type : Proximity
- Communication Interface : TCP/IP, USB, Wi-Fi
- Screen Size : 4 inch HD Touch Screen
- Verification Time : ≤0.2 s
- Access Control : Yes
- Product Dimension : 151mm × 151mm × 31mm



AI Algorithm



Dual Color LED Indicator Light



Built-In Battery Backup Up to 4 Hrs.



Dual Infrared Light, For Live Face Detection



**DUAL-SIDED
CAMERA**

**FACE
ATTENDANCE
DEVICE**

AI-FACE-T7HD

**FACE, CARD &
PASSWORD
VERIFICATION**

**5,000 USER
CAPACITY**

**4G, WI-FI, USB,
CLOUD
CONNECTIVITY**

**8MP FRONT &
13MP REAR SONY
CAMERA**

- ANDROID 13.0
- 5050mAh
BATTERY BACKUP
- NFC Card
- TYPE-C
CHARGER CABLE
- IP68 RATED

TW-AER81



Features

- Identification Mode : Numeric & Alphanumeric (Optional)
- Card Type : Proximity
- Reading Speed : <200ms
- Working Voltage : 5-15V
- Scanning Range : 0-20cm
- Working Temperature : -20°C ~ 70°C
- Interface : Wiegand, RS485, RS232
- Indicator Light : Red Working Light, Green feedback light, light green network light

TW12A UPS Adaptor



Features

- Battery Backup : Up to 3 hours
- Input Voltage Range : AC180-265VAC
- Cell Charging Cut off : 4.2V
- Switching time from Adaptor to backup : <1m Sec
- Read speed : <0.1 sec
- Load in short circuit : Blue Blinking
- Low Battery Indication & Fault Battery : Red LED Glow

SMART QR & BARCODE SCANNER WITH INTEGRATED ACCESS CONTROL



QR Code,
Barcode & Card
Verification



ID Code Types
Code 39 &
Code 128



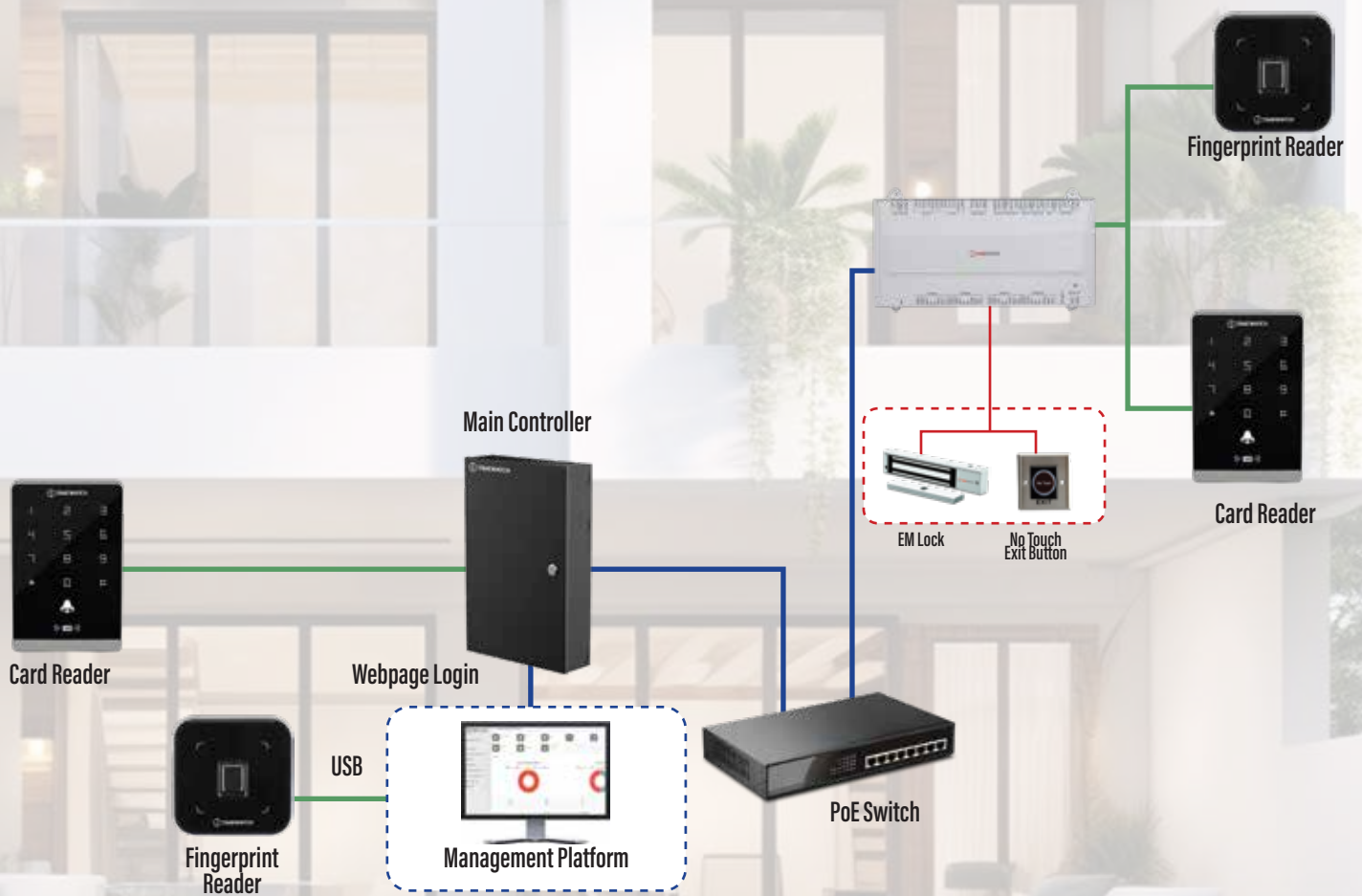
360 degree
Reading
Angle



Fast <10ms
scanning with 5-20
cm range and
seamless TCP/IP,
Wi-Fi & Ethernet
connectivity

Alphanumeric
QR Code Number
**Support upto
100 digit**

DOOR ACCESS CONTROLLER



Door Access Controller

TF-2DCW



Features

- Identification Mode : Finger, Card, PIN & QR
- User Capacity : 10,000 Finger & 1,00,000 Card
- Log Capacity : 5,00,000
- Alarm Input & Output : 4 channels, expandable up to 8 with an external alarm module
- Door Status Detection : 2 channels
- Power Supply : Standard PoE; 12 VDC 1A
- Product Dimension : 210mm × 106mm × 34.1mm

TF-4DCW



Features

- Identification Mode : Finger, Card, PIN & QR
- User Capacity : 10,000 Finger & 1,00,000 Card
- Log Capacity : 5,00,000
- Wiegand : 8-channel input
- Door Status Detection : 4 channels
- Anti-pass Back : Yes
- Tamper Alarm : Yes
- Power Supply : AC 100-240 V 1.4 A
- Product Dimension : 397.6 × 262.6 × 82.8 mm

TW-1DC/2DC/4DC



Features

- Capacity : Storage for 42,000 Valid Cards Information and 1,00,000 card swiping Records
- Door control : 1 Nos / 2 Nos / 4 Nos
- Door lock relay : 1 Nos / 2 Nos / 4 Nos
- Quantity of reader interface : 2 Nos / 4 Nos / 8 Nos
- Communication method : TCP/IP
- Voltage input : AC 220V
- Voltage output : 12V

TW-1DC



TW-2DC



TW-4DC



Card Readers

ACR1 / TW-CR12AC



Features

- Identification Mode : Card, PIN
- User Capacity : 1,000 (Card,PIN)
- Cards supported : Proximity
- Read speed : ≤0.2s
- Reading distance : 0-8cm
- Light : Red/Green
- Product Dimension : 117mm × 75mm × 20mm

TW-CR13AC



Features

- Touch Based : Yes
- Identification Mode : Card & PIN
- User Capacity : 1600 (Card & PIN)
- Card supported : Proximity card
- Read speed : <0.1 sec
- Reading distance : 1-5cm
- Product Dimension : 115mm × 75mm × 18mm

TW-CR100ID



Features

- Identification Mode : Card
- Power Supply : 12V DC
- Power Consumption : <2W
- Cards supported : Proximity
- Processor : 8-bit
- Reading Frequency : 125KHz/13.56MHz
- Reading Range : <50mm
- Audio Alert : Beeper
- LED Indicator : Power Indicator, Status Indicator
- IP Rating : IP65

TW-CR100IDIC



Features

- Identification Mode : Card
- Power Supply : 12V DC
- Power Consumption : <500mA
- Cards supported : Proximity & MIFARE
- Processor : 32-bit
- Reading Frequency : 125KHz
- Reading Range : <60mm
- Audio Alert : Beeper
- LED Indicator : Status LED Indicator
- IP Rating : IP64

EM LOCK & ACCESSORIES

Essential Tools for Secure Entry Control


Smooth Device
Integration

Durable, Long
Lasting Build

Multi-Door
Control Support

3 YEAR
WARRANTY
ON UL Listed
EM LOCK





TW-280AS

Features

- Holding force : 280KG(600LBS)
- Voltage : DC12V / DC24V Switchable
- Current : 12V/480mA 24V/240mA
- Weight : 2KG
- Dimensions : 250(L)*47(W)*26(H)mm

TW-280BS

Features

- Holding force : 560KG(1200LBS)
- Voltage : DC12V / DC24V Switchable
- Current : 12V/960mA 24V/480mA
- Weight : 4KG
- Dimensions : 500(L)*47(W)*26(H)mm



UL No.: R41142

Accessories



EM Lock 300/600/7200 LBS
With / Without Feedback



EM Lock 1200LBS Dual Leaf
(With Feedback & Without Feedback)



Drop bolt for
Wooden Door / Conceal Fit



Strike Lock



L, U & Z Bracket



No Touch Button




3 x 3 & 1 x 3 Push Button



Emergency Door Release



Thin & Thick Proximity Card



MIFARE Card 1k / 4k



UHF Card / Tag



Power Supply 12V 2/5AMP

ENTRANCE SECURITY System

Integration
Face, Finger,
Card, PIN & QR

25-30
people/min
Throughput

Bi-Directional
Access



IDEAL FOR

Metro

Airport

Mall

Office

Education



Tripod Turnstile & Flap Barrier

TWLD-TS2700



Features

- Integration : Face, Finger, Card, PIN & QR
- Passage Width : 500mm
- Material : SS304 Stainless steel + Acrylic
- Traffic Direction : Bi-directional
- Traffic Speed : 25-30 People/Min.
- Power : 30-60W
- Life : ≥5 Million times
- Product Dimension : 510(L) x 310(W) x 1010(H)mm

TWLD-TS2715



Features

- Integration : Face, Finger, Card, PIN & QR
- Passage Width : 520mm
- Material : SS304 Stainless steel + Acrylic
- Traffic Direction : Bi-directional
- Traffic Speed : 25-30 People/Min.
- Power : 30-60W
- Life : ≥5 Million times
- Product Dimension : 1200(L) x 220(W) x 980(H)mm

TW-TP-8000HD



Features

- Integration : Face, Finger, Card, PIN & QR
- Passage Width : <550mm
- Material : SS304 stainless steel
- Traffic Direction : Bi-directional
- Traffic Speed : 25-30 People/Min.
- Power : 30-60W
- Life : 8 Million times
- IP rating : IP54
- Product Dimension : 1400(L) x 250(W) x 1000(H)mm

TW-FB2000/2200



Features

- Integration : Face, Finger, Card, PIN & QR
- Passage Width : 550mm
- Material : SS304, Tempered Glass, Acrylic
- Traffic Direction : Bi-directional
- Traffic Speed : 30-40 People/Min.
- Opening & Closing Speed : 0.5 sec
- Infrared Sensor : 3 Pairs
- Life : ≥5 Million times
- Product Dimension : 1200(L) x 300(W) x 980(H)mm

Swing Gate & P-Type Swing Gate

TWLD-SG2600/2602



Features

- Integration : Face, Finger, Card, PIN & QR
- Passage Width : 600mm (950mm Can be customized)
- Material : SS304 Stainless Steel + Acrylic
- Traffic Direction : Bi-directional
- Traffic Speed : 25-30 People/Min.
- Life : ≥8 Million times
- Product Dimension : 1200(L) x 200(W) x 980(H)mm

TWLD-SG2700/2702



Features

- Integration : Face, Finger, Card, PIN & QR
- Passage Width : 600mm (950mm Can be customized)
- Material : SS304, Tempered Glass, Acrylic
- Traffic Direction : Bi-directional
- Traffic Speed : 30-40 People/Min.
- Opening & Closing Speed : 0.6 sec
- Life : ≥5 Million times
- Product Dimension : 1200(L) x 150(W) x 980(H)mm


TWLD-SBG1000



Features

- Integration : Face, Finger, Card PIN, & QR
- Passage Width : 600mm (900mm for wheelchair)
- Material : SS304
- Traffic Direction : Single/Bi-directional
- Working environment : Indoor & outdoor
- Power supply : AC110-220V, 50/60Hz
- Motor type : Brush motor
- Product Dimension : 168mm x 230mm x 1000mm

TWLD-SBG2000



Features

- Integration : Face, Finger, Card, PIN & QR
- Passage Width : 600mm (900mm for wheelchair)
- Material : SS304
- Traffic Direction : Single/Bi-directional
- Working environment : Indoor & outdoor
- Power supply : AC110-220V, 50/60Hz
- Motor type : Brush motor
- Product Dimension : 168mm x 230mm x 1000mm

MAXIMUM SECURITY FOR HIGH-RISK ZONES

**FLEXIBLE ONE-WAY
OR BI-DIRECTIONAL
ACCESS CONTROL**

**INTEGRATES WITH
MULTIPLE
AUTHENTICATION
METHODS: FACE,
FINGERPRINT, CARD,
PIN & QR**

**AUTOMATIC RESET
AFTER EVERY
PASSAGE**

**HEAVY-DUTY
DESIGN FOR 24/7
OPERATION**



Full-Height Turnstile Gate

FHT2300



Features

- Integration : Face, Finger, Card, PIN & QR
- Number of Rod : 3 (FHT2300)
- Passage Width : 550mm
- Material : SS 304 Stainless steel
- Traffic Direction : Bi-directional
- Traffic Speed : Up to 15 People / Min.
- Frequency : 50-60Hz
- Electro magnetic drive : DC
- Arms : 3 spokes@120° angle x10 rotating arms (standard)

FHT2400

Features

- Integration : Face, Finger, Card, PIN & QR
- Number of Rod : 4 (FHT2400)
- Passage Width : 550mm
- Material : SS 304 Stainless steel
- Traffic Direction : Bi-directional
- Traffic Speed : Up to 15 People / Min.
- Frequency : 50-60Hz
- Electro magnetic drive : DC
- Arms : 3 spokes@120° angle x10 rotating arms (standard)



FHT2300D



Features

- Integration : Face, Finger, Card, PIN & QR
- Number of Rod : 3 (FHT2300D)
- Passage Width : 550mm
- Material : SS 304 Stainless steel
- Traffic Direction : Bi-directional
- Traffic Speed : Up to 15 People / Min.
- Frequency : 50-60Hz
- Electro magnetic drive : DC
- Arms : 3 spokes@120° angle x10 rotating arms (standard)

FHT2400D



Features

- Integration : Face, Finger, Card, PIN & QR
- Number of Rod : 4 (FHT2400D)
- Passage Width : 550mm
- Material : SS 304 Stainless steel
- Traffic Direction : Bi-directional
- Traffic Speed : Up to 15 People / Min.
- Frequency : 50-60Hz
- Electro magnetic drive : DC
- Arms : 3 spokes@120° angle x10 rotating arms (standard)



PARKING & TRAFFIC SOLUTIONS

Automated
Vehicle Entry &
Exit Control

ANPR & UHF
RFID Enabled

High-Security
Bollards & Tyre
Killers

Smart, Scalable
& Low
Maintenance
Design

Parking & Toll Barrier

TW-DCLD-7000



Features

- Boom Length : Straight Arm-6m, Folding Arm-4.5m
- Lifting Speed : 1.5 - 6s
- Power Supply : 220V ± 10% 50 ~ 60Hz
- Voltage : AC110V/220V
- Remote Control Distance : <30m
- Duty Cycle : 5 Million
- Box Thickness : Full-thickness of 1.5mm
- Product Dimension : 320mm x 250mm x 940mm

TW-DCLD-8000



Features

- Boom Length : Max 6m
- Lifting Speed : 0.6 - 6s
- Power Supply : AC110-220V, 50/60Hz
- Voltage : DC24V
- Remote Control Distance : <100m
- Waterproof Grade : IP54
- Integration : IC/ID card reader, QR Code scanner, Traffic Light, Loop detector, Radar sensor
- Product Dimension : 350mm x 235mm x 1000mm

ANPR & UHF Reader

TW-LPR2000



Features

- Resolution : 4mp / 8mp
- IR Range : 20m
- Lens : 12mm
- Sensor : Sony
- Compression : H.264
- Frame Rate : 30fps
- Records Capacity : 1,00,000 records
- Flash Memory : 32-128gb
- Wi-Fi : 2.4GHz & 5.0GHz, IEEE 802.11g Wireless

TW-UR12/12-UR5/5T



Features

- Working Frequency : National Standard (920-925MHz), American Standard (902-928MHz), Or customize other Frequency
- Support Protocol : ISO18000-6B, ISO18000-6C (EPC GEN2)
- Frequency Power : 0-30dBm, adjustable via software
- Reading Sensitivity : 1-5M (TW-UR5/5T) 1-15M (TW-UR12/12T)
- Reading Speed : Dual polarization reading
- Working Status Indication : Buzzer

Hydraulic Bollard & Spike Barrier

TW5200



Features

- **K4 CRASH RATED CERTIFIED BOLLARD**
- Control system : Electric hydraulic
- Power supply : 220V
- System power : 300W
- Weight capacity : >100 tons of Container Trucks
- Opening time : 1.5-3 Sec (can be adjustable)
- Closing time : 1.5-3 Sec (can be adjustable)
- Controller Support : 8 Bollard
- Blade height : 600mm

TW5500



Features

- Control system : Electric
- Power supply : 220V
- System power : 500W
- Weight capacity : 100 tons
- Opening time : 1-3 Sec (can be adjustable)
- Closing time : 1-3 Sec (can be adjustable)
- Remote control distance : >100m
- Blade height : 128 + 5mm



SECURITY INSPECTION SOLUTIONS

Door Frame Metal Detector

TWD-2101 (6/9/12 Zone DFMD)



Features

- Detection Zones : 6/9/12 Zone
- Sensitivity : 1000 levels
- Control Panel : 7 inch LCD Screen
- People Counting : Yes
- Throughput Rate : 30-40 people/min
- Battery Backup : Optional
- Alarm Indicator : LED light and sound
- Power : AC100-240V-50/60Hz
- Working Voltage : DC 12V/3A
- Camera : Optional



Easy Assembly



Multiple Target Detection



Detects Small Metal Threats



Optional Battery Backup

TWD-2618 (18 Zone DFMD)



Features

- Detection Zones : 18 Zone
- Sensitivity : 1000 levels
- Control Panel : 7 inch LCD Screen
- People Counting : Yes
- Throughput Rate : 30-40 people/min
- Battery Backup : Optional
- Alarm Indicator : LED light and sound
- Power : AC100-240V-50/60Hz
- Working Voltage : DC 12V/3A
- Camera : Optional

TWD-2333 (33 Zone DFMD)



Features

- Detection Zones : 33 Zone
- Sensitivity : 1000 levels
- Control Panel : 7 inch LCD Screen
- People Counting : Yes
- Throughput Rate : 30-40 people/min
- Battery Backup : Optional
- Alarm Indicator : LED light and sound
- Power : AC100-240V-50/60Hz
- Working Voltage : DC 12V/3A
- Camera : Optional

HHMD & Narcotics Detector

TW-HH100



Features

- Net Weight : 170g (No battery)
- Operation Voltage : DC 7-12V
- Staple : 30-50mm
- Tiananmen-Style Pistol : Vertical : 1.6mm, Horizontal : 1.6mm
- 38 Caliber Pistol : 250mm
- Battery : Optional
- Audible or Vibrating Alarm : Yes
- Product Dimension : 295 x 68 x 28mm

TW-NE2000



Features

- Principle : Ion mobility spectrometry
- Ionizer : Non-radioactive ionization source
- Sensitivity : Nanogram (10-9-10-7gram)
- Analyzing time : 8 seconds
- Warm up time : <20 minutes
- Display Screen : 7 inches touch screen
- Battery Life : >3 hours
- Device interface : USB, LAN, HDMI
- Narcotics : Cocaine, Heroin, Morphine, THC, Methamphetamine(MA), Ketamine Fentanyl etc.
- Explosives : TNT, RDX, BP, PETN, NG, AN, HMTD

X-RAY BAGGAGE SCANNER



AI Enable



HD Color Display



Compact Design



Energy Saving



Baggage Counter



IDEAL FOR

METRO



AIRPORT



MALL



Baggage Scanner

TW5030



Features

- Tunnel Size : 50cm x 30cm
- X-Ray tube Anode Voltage : 80 Kv
- Penetration Steel : 12 mm
- Conveyor Speed : 0.2 m/s
- Baggage Counter : Yes
- Maximum Belt Load : 80 kg
- Power Supply : 220-240 VAC
- Product Dimension : 1660 mm × 746 mm × 1165 mm

TW5030 (AI)



Features

- AI Enabled (Auto Detects the object) : Yes
- Tunnel Size : 50cm x 30cm
- X-Ray tube Anode Voltage : 80 Kv
- Penetration Steel : 6/8 mm
- Conveyor Speed : 0.2 m/s
- Baggage Counter : Yes
- Maximum Belt Load : 80 kg
- Power Supply : AC 110V to 230V
- Product Dimension : 1483(L) × 730(W) × 1060(H)

TW6040B



Features

- Tunnel Size : 60cm x 40cm
- X-Ray tube Anode Voltage : 160 Kv
- Penetration Steel : 35mm
- Conveyor Speed : 0.2 m/s
- Baggage Counter : Yes
- Maximum Belt Load : 170kg
- Power Supply : AC 220V - 240V, 50/60Hz
- Product Dimension : 2648 × 844 × 1206mm

TW6040B (AI)



Features

- AI Enabled (Auto Detects the object) : Yes
- Tunnel Size : 60cm x 40cm
- X-Ray tube Anode Voltage : 160 Kv
- Penetration Steel : 35mm
- Conveyor Speed : 0.2 m/s
- Baggage Counter : Yes
- Maximum Belt Load : 165 kg
- Power Supply : AC 220V - 240V, 50/60Hz
- Product Dimension : 2011(L) × 887(W) × 1260(H)

TW6550



Features

- Tunnel Size : 65cm x 50cm
- X-Ray tube Anode Voltage : 160 Kv
- Penetration Steel : 35mm
- Conveyor Speed : 0.2 m/s
- Baggage Counter : Yes
- Maximum Belt Load : 160kg
- Power Supply : AC 220V - 240V, 50/60Hz
- Product Dimension : 2194 x 902 x 1362.5mm


Ai-Scan-DV



Features

- AI Enabled (Auto Detects the object) : Yes
- Tunnel Size : 60cm x 40cm
- X-Ray tube Anode Voltage : 160 Kv
- Penetration Steel : 35mm
- Conveyor Speed : 0.2 m/s
- Conveyor Height : 600mm
- Baggage Counter : Yes
- Maximum Belt Load : 180 kg
- Power Supply : AC 220V, 50Hz/60Hz
- Product Dimension : 2311(L) × 1172(W) × 1260(H)

TW100100



Features

- Tunnel Size : 100cm x 100cm
- X-Ray tube Anode Voltage : 160 Kv
- Penetration Steel : 35mm
- Conveyor Speed : 0.2 m/s
- Baggage Counter : Yes
- Maximum Belt Load : 180-200 kg
- Power Supply : AC 220V - 240V, 50/60Hz
- Product Dimension : 3638 x 1295 x 1916.5mm

TW100100(AI)



Features

- AI Enabled (Auto Detects the object) : Yes
- Tunnel Size : 100cm x 100cm
- X-Ray tube Anode Voltage : 160 Kv
- Penetration Steel : 35mm
- Conveyor Speed : 0.2 m/s
- Baggage Counter : Yes
- Maximum Belt Load : 200kg
- Power Supply : AC220V+10%--15% 50±3Hz
- Product Dimension : 3592 (L) x 1360(W) x 1894(H)mm

TW3000



Features

- Scanning rate : 18kHz
- Vehicle speed : 1-60 km/h
- View angle : 170 degrees
- Lighting : 160W
- Load-bearing weight : 30T
- Waterproof grade : IP68 (the highest level)
- Imaging speed : <1 second
- Product Dimension : 450 x 400 x 88 mm

TW3300



Features

- Scanning rate : 18kHz
- Vehicle speed : 1-60 km/h
- View angle : 170 degrees
- Lighting : 160W
- Load-bearing weight : 50T
- Waterproof grade : IP68 (the highest level)
- Imaging speed : <1 second
- Product Dimension : 1200 x 350 x 210mm

Cargo Scanner

CARGO SCANNER



**3 X 3 METER
TUNNEL SIZE**



**AI THREAT
DETECTION**



**DUAL/MULTI VIEW
SCANNING**



**LARGE CARGO
SUPPORT**



**HIGH-PENETRATION
IMAGING**



SOFTWARE & APPLICATIONS

BIOMANAGER

SMART ATTENDANCE, ACCESS & PAYROLL MANAGEMENT

ONE PLATFORM. ONE DATA. ALL DEVICES.



-  **Web Dashboard & Cloud Access**
-  **Real-Time Sync Across Platforms**

ATTENDANCE & WORKFORCE TRACKING

- Employee Enrollment from Mobile App
- Face Verification & Photo Attendance
- Real-Time GPS Location Capture

MOBILE WORKFORCE MANAGEMENT

- Attendance from Mobile
- Photo, GPS, Geo-Fencing & Route Tracking
- Leave & Out-Duty Requests

HR, LEAVE & REPORTS

- Multi-Level Leave Approval
- Email & App Notifications
- Daily Headcount & MIS Reports



PAYROLL MANAGEMENT

Seamless
multi-currency
payroll management
across all locations



Multi-Currency
Payroll Processing

Overtime, Leave
& Holiday
Payroll Integration

Tax, Loan &
Advance Management

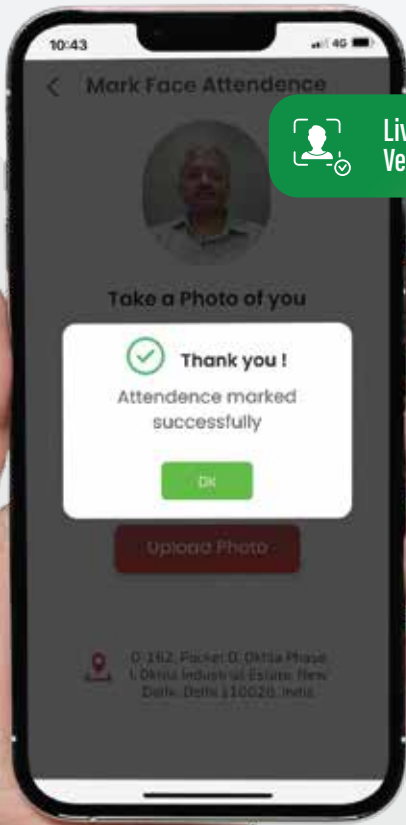
Monthly & Daily
Wage Payroll
Processing

Automated Salary
Calculation

Salary Slips
Generation
(PDF & Email)

Secure Payroll
Reports & Audit Logs

Employee Wise
Payroll Management



Live Face Verification



MOBILE APPLICATION

“SCAN HERE TO DOWNLOAD THE MOBILE APP”



Live Attendance Monitoring

Cloud-Connected for Anytime Access

Daily head count on Dashboard.

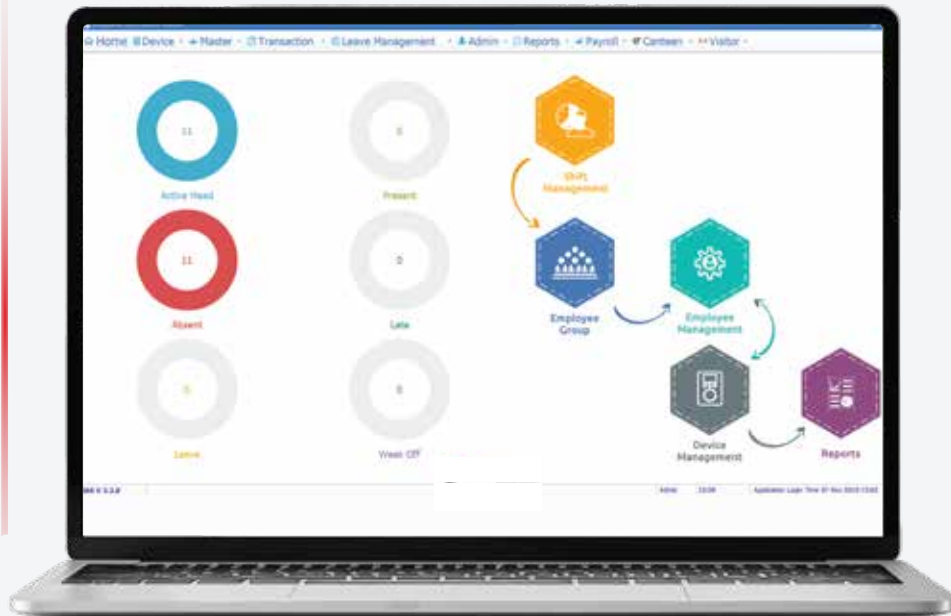
Geo-Fencing enabled for on-field staff

View check-in location & time

Mobile Enrollment.

ias

Time Attendance Software DESKTOP BASED



Shift Roster for
Multiple Shifts

Automated Salary
Calculation

Basic Payroll
Management

Office Time Policy
Configuration

Leave Management
System

Device Management &
Monitoring

Monthly & Daily
Attendance Reports

Employee-wise Payroll
Management

VISITOR MANAGEMENT SYSTEM



 SMS & Email
Notification

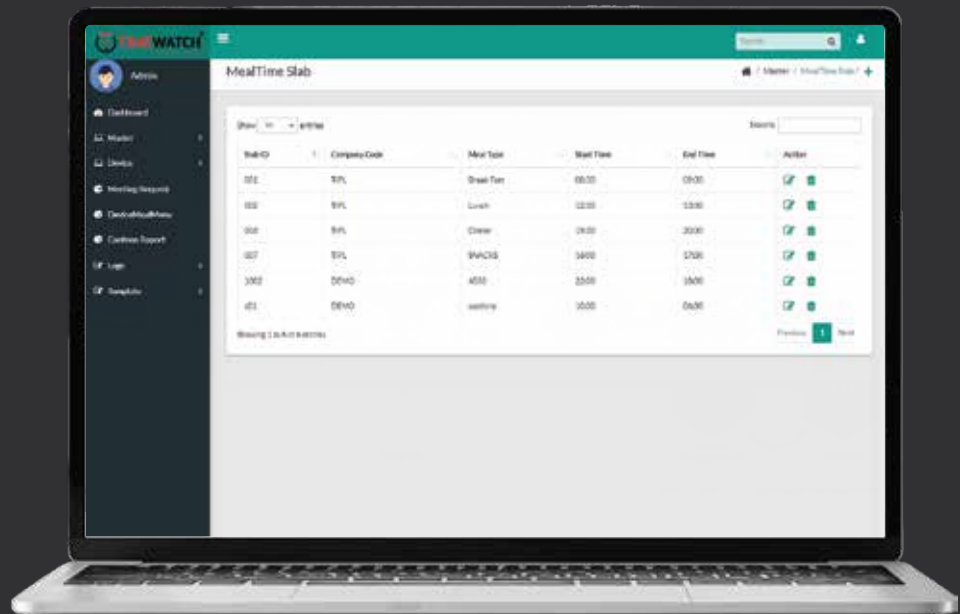
 Pre-Appointments &
Host Notifications

 Real-Time Visitor
Tracking

 ID & Badge
Management

 Enhanced Security &
Compliance

CANTEEN MANAGEMENT SYSTEM



**STREAMLINE
FOOD
DISTRIBUTION
WITH SMART
AUTOMATION**

**BIOMETRIC & CARD
BASED ACCESS**

**EXPORT DATA TO PAYROLL
AND BILLING SOFTWARE**

**MEAL & ITEM WISE
CONTROL**

**INTEGRATION WITH
PRINTER**

GYM MANAGEMENT



User-friendly software to manage large no. of Members

Automatic mail alert for members regarding payment

Track member workout Timing (in & out)

Comprehensive software From member Registration to settlements

Validity set option along with reports on collections

Other functions include billing, Scheduling, Training & Tracking

PARKING MANAGEMENT SYSTEM



ANPR parking: entry for authorized vehicles only.



RFID parking: restricted access for authorized vehicles.

Boom barrier (RFID + ANPR): access for authorized vehicles only.

Our Clients



TimeWatch is trusted by government bodies, PSUs, enterprises, and private organizations. Our biometric, security, and automation solutions deliver reliable, compliant, and high-performance systems across diverse industries and critical infrastructures.





Thank You

We truly appreciate your time. Let's build a smarter, more connected workplace together with TimeWatch.



D-162, Okhla Industrial Area, Phase-1, Delhi 110020



Email: sales@timewatchindia.com (INDIA) / sales@timewatchuae.com (UAE)



Mobile: +91 95999 53923 (IND) / +971 54 777 0685 (UAE)



Phone: 011 4191 6615